



SOLVAY

asking more from chemistry®



Induction > iSource

Global Purchasing Service Line



Sourcing Process

PROCESS MAP

SCOPE

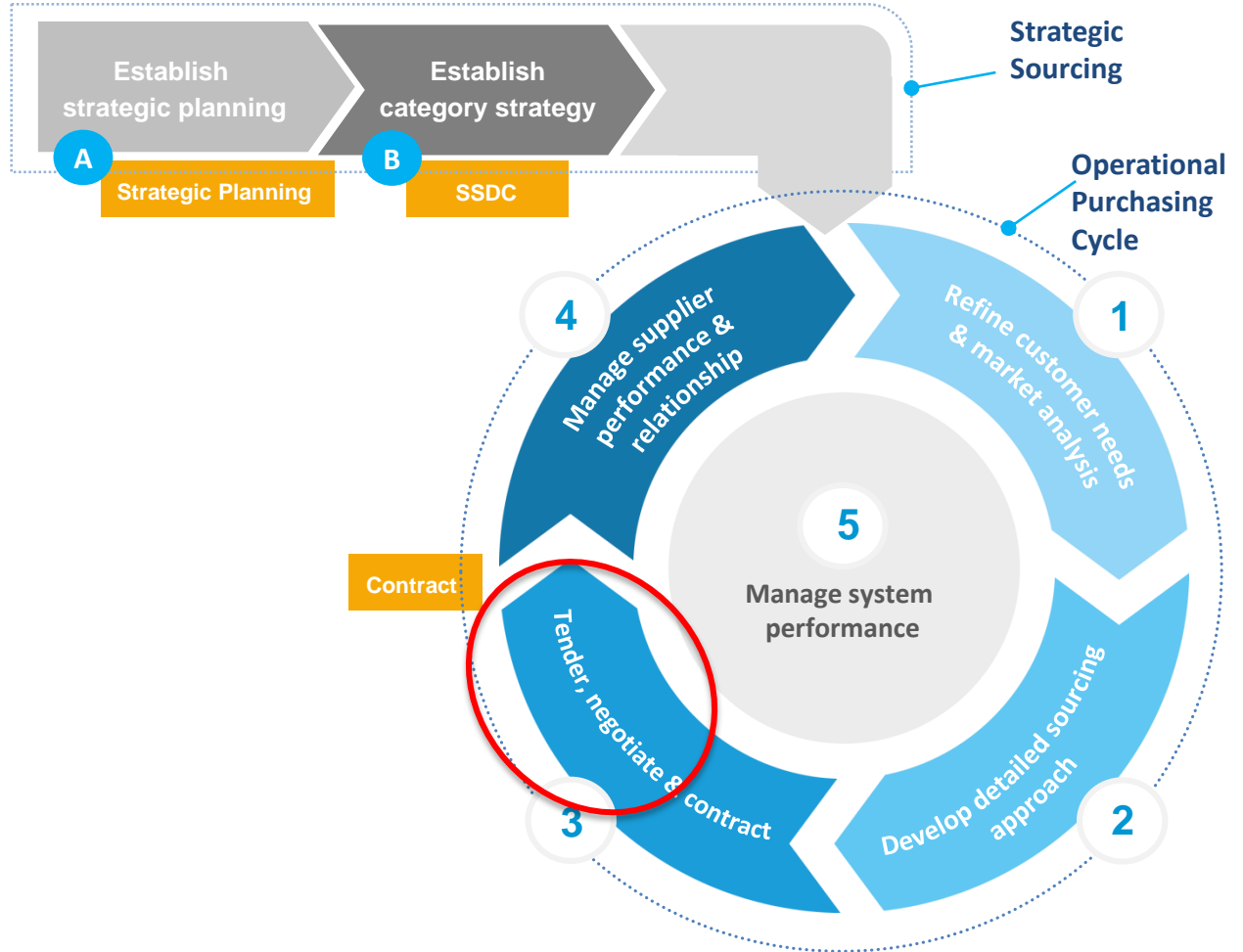
RFI

RFP

RFQ

eAuction

Spot Quotation





iSource by Zycus

ZYCUS™

Solvay's eSourcing Platform

- Decision Support application
- Stand Alone tool
- Selected **by** Solvay buyers **for** Solvay buyers
- **Streamline Solvay's sourcing process** through a single platform
- Facilitates **communication & support** interaction with suppliers
- Fast, powerful & **user friendly**



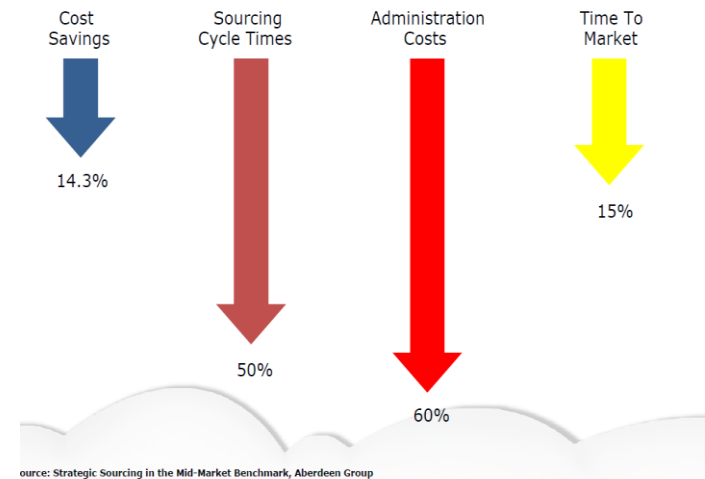


What Solvay is expecting from iSource

Benefits

Add electronic support to the strategic sourcing process and :


- Provide **transparency** on the sourcing process
- Could be used in case of **Audit**
- Improve **confidentiality** and **secure exchange** with suppliers
- **Reduce the cycle time** of the sourcing process
- **Reduce time spend** on administration
- Improve **Knowledge Management** and **Transfer**
- Ensure suppliers quote in a **like for like** manner
- Make sure that all spend categories are tendered on a **regular basis**
- **Facilitate** the RFX process
- Increase **competitiveness** between suppliers
- ...





iSource Dew Drops Homepage

- **SSO** *Single Sign On*
- **Search and access information from the Homepage**
- **Customizable**



What would you like to do today?



No frequently accessed links yet

Start a new search now



Reports



Sourcing
Event



Suppliers



© 2020. Zycus Inc. All Rights Reserved.



iSource Dew Drops Sourcing

- Full Source
- Quick Source

The screenshot shows the ZYCUS iSource application interface. The left sidebar contains navigation options: Home, My Desk, My Approvals, iSource (highlighted), iSupplier, Insight Studio, TMS, FlexiLanguage, and Reference Documents. The main content area displays a search prompt "What would you like to do today?" with a search bar and a message "No frequently accessed links yet" with a "Start a new search now" link. At the bottom, there are icons for Reports, Sourcing Event, and Suppliers. The top right corner shows a user profile "SB" and a "Quick Links" dropdown.

© 2020. Zycus Inc. All Rights Reserved.



iSource fosters knowledge management...

Allowing users to create an event from **template** or **existing event** in a very **efficient** way.

Create Sourcing Template ✖

Full Source

When to use Full Source ^

More suited for strategic and complex sourcing scenarios	Leverages Qualitative and Quantitative analysis for a 360 degree overview.	Realize benefits by leveraging the Zycus Source to Pay suite integration
--	--	--

*(Marked with: * are mandatory)*

Event Name * Char(s) Left: 196

Event Description Char(s) Left: 2000

Event Type * ?

Request for Information (RFI) ? Request for Proposal (RFP) ? Request for Quotation (RFQ) ? Auction ?

Mark This Event As ?

Test Event ? Public Event ? Two-envelope Bidding ?



... and ease the sourcing process

Access the draft content, **review & modify** per your requirements and move the the next steps:
inviting suppliers & **publishing** your event.

The screenshot displays the ZYCUS web application interface. At the top, there is a navigation bar with the ZYCUS logo, a date and time (16 Jun 2020, 15:18:27), and user information (SB). Below the navigation bar, the breadcrumb trail shows 'Home > Full Source > Create'. The main content area is titled 'Demo (1110293039) Draft In Progress'. The 'Event Details' tab is selected, and the 'Basic Details' sub-tab is active. The form contains the following fields and options:

- Event Name:** A text input field containing 'Demo' with a character count of 196.
- Event Type:** A dropdown menu showing 'RFI'.
- Mark This Event As:** Three checkboxes: 'Test Event' (unchecked), 'Public Event' (unchecked), and 'Two-envelope Bidding' (checked).
- Event Description:** A text input field with a character count of 2000.

At the bottom of the form, there are three buttons: 'Cancel', 'Save as Draft', and 'Freeze'.



Request your own template

Purchasing Excellence & PSL are working with the different teams to collect the **needs** and templates in use to **integrate** them in the platform (*ie: Raw Material Distribution*)

By being proactive, you can follow the below steps :

NEEDS
Discuss the needs with your teams to define which templates could be useful for your domain / segment

DRAFT
Draft in an Excel document the layout of your template requirement (*ie: fields, questions, formula...*)

REVIEW
Contact the Purchasing Excellence & PSL team to review the draft to make sure your team get the expected results

INTEGRATE
The Purchasing Excellence team & PSL will create the template and confirm once accessible



Training & Follow up

1

INDUCTION

- Provide you with an overview of the main functionalities of the platform
- How to create & launch a new event
- Retrieve the suppliers answers & bid for analysis

2

VOUCHER

- 45 mns one-to-one session on a topic of your choosing (Q&A model)
 - *To **support** the creation of your first events*
 - ***Step by step** assistance (negotiation, analysis, scoring etc) when required*

3

ADVANCED

- Dedicated to Analysis
 - *Negotiation*
 - *Scoring*
 - *Scenarios*

