

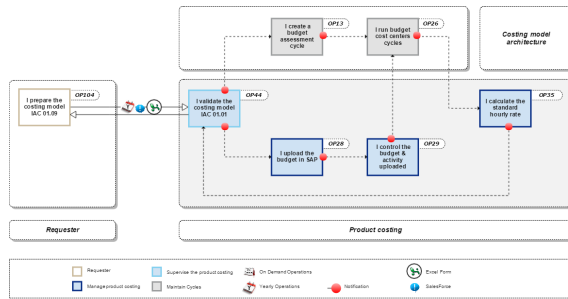
# I create a budget assessment cycle

Process: [Costing Model Architecture](#)

Responsibility area: [Maintain cycles](#)

## Responsibility:

1. **Controlling** - Information for the cycle - Template for the Budget Cycle
2. **GBS** - Analyse and create the cycle.



## Scope



## ERP

WP2

## Frequency



## References

- [OP.013](#)
- [Setting standard fixed costs in WP1](#)
- [OP.013](#)
- [Setting standard fixed costs in WP1](#)

## Attachments

[IAC 01.01 Costing Model.xlsx](#)

[IAC 01.01 Costing Model\\_366 days.xlsx](#)

[IAC 01.01. Costing model validation << I create a budget assessment cycle >> SBS-OP-DRTR-02-003 - I check that Cost Centers are balanced\\_old](#)

## Guideline

Receive the Costing Model file completed by a FRA.

STEP 1

Open the template you received and go to the tab [2c-Activity Cycles](#)

you can find :

1. the list of direct production cost centers PPPP-1
2. the list of fixed cost centers PPPP-1 & PPPP-2
3. the allocation keys

Cost centers	8035-1000	8035-1001	8035-1002	8035-1003	8035-1004
8035-2100 ZIG GM	40	10	4	36	10
8035-2101 ZIG Plant Manager	40	10	4	36	10
8035-2102 ZIG PlantSupervisor1	40	10	4	36	10
8035-2103 ZIG PlantSupervisor2	40	10	4	36	10
8035-2200 Taxes and Insurance	40	10	4	36	10
8035-2201 HSE Supplies	40	10	4	36	10
8035-2202 Utilities - Power	40	10	4	36	10
8035-2203 Utilities - Water	40	10	4	36	10
8035-2204 Quality assurance	40	10	4	36	10
8035-2205 Quality control lab	40	10	4	36	10

Read me first | 1-Cost centers | 2a-Activity Budget | 2b-Activity Hours | 2c-Activity Cycles | 2d-Activity TOTAL

For instance : the cost center 8035-2110 must be allocated as below :

Receivers	%
8035-1000	40
8035-1001	10
8035-1002	4
8035-1003	36
8035-1004	10

Cost centers	8035-1000	8035-1001	8035-1002	8035-1003	8035-1004
8035-2100 ZIG GM	40	10	4	36	10
8035-2101 ZIG Plant Manager	40	10	4	36	10
8035-2102 ZIG PlantSupervisor1	40	10	4	36	10
8035-2103 ZIG PlantSupervisor2	40	10	4	36	10
8035-2200 Taxes and Insurance	40	10	4	36	10
8035-2201 HSE Supplies	40	10	4	36	10
8035-2202 Utilities - Power	40	10	4	36	10
8035-2203 Utilities - Water	40	10	4	36	10
8035-2204 Quality assurance	40	10	4	36	10
8035-2205 Quality control lab	40	10	4	36	10

## STEP 2

**i** Costs from indirect cost centers are transferred to direct cost centers using assessment cycles and allocation structures that must be defined

Co/Col	Cost Ctr	Description	Responsibility	Group
7810	8035-2100	ZIG GM	Correct	EPRD6X PRODUCTION - INDIRECT
7810	8035-2101	ZIG Plant Manager	Correct	EPRD6X PRODUCTION - INDIRECT
7810	8035-2102	ZIG Plant Supervisor 1	Correct	EPRD6X PRODUCTION - INDIRECT
7810	8035-2103	ZIG Plant Supervisor 2	Correct	EPRD6X PRODUCTION - INDIRECT
7810	8035-2200	Taxes and Insurance	Correct	EPRD6X PRODUCTION - INDIRECT
7810	8035-2201	HSE Supplies	Correct	EPRD54 HEALTH, SECURITY & SAFETY
7810	8035-2202	Utilities - Power	Correct	EPRD4X UTILITIES FIXED COSTS
7810	8035-2203	Utilities - Water	Correct	EPRD4X UTILITIES FIXED COSTS
7810	8035-2204	Quality assurance	Correct	EPRD57 QUALITY
7810	8035-2205	Quality control laboratory	Correct	EPRD3X QUALITY LABORATORY
7810	8035-2206	Finance	Correct	EPRD52 FUNCTIONS
7810	8035-2207	HSE	Correct	EPRD52 FUNCTIONS
7810	8035-2208	Purchasing	Correct	EPRD52 FUNCTIONS
7810	8035-2209	HR	Correct	EPRD52 FUNCTIONS
7810	8035-2300	Production Support/Maintenance	Correct	EPRD1X MAINTENANCE
7810	8035-2400	Logistic in	Correct	EPRD51 INTERNAL LOGISTIC
7810	8035-2401	Warehousing	Correct	EPRD51 INTERNAL LOGISTIC
7810	8035-2402	Technology - Manager Office	Correct	EPRD2X TECHNICAL ASSISTANCE
7810	8035-2403	Technology - Product Development	Correct	EPRD2X TECHNICAL ASSISTANCE

Read me first | 1-Cost centers | 2a-Activity Budget | 2b-Activity Hours | 2c-Activity Cycles | 2d-Activity TOTAL

The allocation structure to be used depends on the group that was defined by the FRA and that can be found in the tab

## 1-Cost centers

For instance the cost center 8035-2100 belongs to the group **EPRD6X**

An allocation structure is assigned to each group

For instance the allocation structure assigned to the group EPRD6X is **CM**

So it means that the cost center 8035-2100 must be settled using the allocation structure CM that replaces the secondary cost elements 99422300 for the fixed costs and 99423000 for the depreciation.

Allocation structure	To assess:	Cost elements
CE	EPRD1X Maintenance	99422200 Maintenance CNP 99423050 Maintenance AMO
CF	EPRD2X Technical Assistance	99422351 Technical assistance CNP 99423000 Depreciation indirect CC assessment
CG	EPRD3X Quality ctrl & laborat.	99422322 Laboratory CNP 99423000 Depreciation indirect CC assessment

CH	EPRD4X Utilities	99422400 Utilities CNP 99423003 Utilities AMO
CI	EPRD51 Internal logistics	99422604 Logistic CNP 94230000 Depreciation indirect CC assessment
CJ	EPRD52 Functions	99422397 Function Novocare CNP 99423090 Function Novocare AMO
CK	EPRD54 HSE & Environment	99422352 HSE & Environnement CNP 99423000 Depreciation indirect CC assessment
CL	EPRD57 Quality	99422334 QUALITY CNP 99423031 Quality AMO
CM	EPRD56&EPRD6X Adm/Plant OCost	99422300 Common Services CNP 99423000 Depreciation indirect CC assessment

**STEP 3**

Review the allocation structure to be used for each cost center. In case of doubt you can contact the Regional Costing Manager

CYCLES - KSUB								
Cost centers		8035-1000	8035-1001	8035-1002	8035-1003	8035-1004	Group	Alloc
8035-2100	ZIG GM	40	10	4	36	10	EPRD6X	CM
8035-2101	ZIG Plant Manager	40	10	4	36	10	EPRD6X	CM
8035-2102	ZIG Plant Supervisor 1	40	10	4	36	10	EPRD6X	CM
8035-2103	ZIG Plant Supervisor 2	40	10	4	36	10	EPRD6X	CM
8035-2200	Taxes and Insurance	40	10	4	36	10	EPRD6X	CM
8035-2201	HSE Supplies	40	10	4	36	10	EPRD54	CK
8035-2202	Utilities - Power	40	10	4	36	10	EPRD4X	CH
8035-2203	Utilities - Water	40	10	4	36	10	EPRD4X	CH
8035-2204	Quality assurance	40	10	4	36	10	EPRD57	CL
8035-2205	Quality control laboratory	40	10	4	36	10	EPRD3X	CG

**STEP 1**

Use transaction code : KSU7

**i** KSU7 - Create Plan Assessment Cycle : Initial Screen

**Create Plan Assessment Cycle: Initial Screen**

Cycle

Start Date

Copy from

Cycle

Start Date

Controlling Area

**STEP 2**

Enter the cycle code (=PPPPBU => PPPP is the plant code)

and the starting date (1st day of the coming year) and

**Create Plan Assessment Cycle: Initial Screen**

Cycle

Start Date

Copy from

Cycle

Start Date

Controlling Area

STEP 3

1. Enter the validity date (to last day of the year)
2. Enter the description of the cycle (PPPP Plant name - Budget)
3. Check the Indicator "Iterative"
4. Check the Field Groups "Object Currency"

**Create Plan Assessment Cycle: Header Data**

Attach segment

Controlling Area: 2026 Rhodia Asia Pacific  
Cycle: 8035BU  
Start Date: 01.01.2014 To: 31.12.2014 Status: new  
Text: 8035 Hengchang - Budget  
Indicators:  Iterative  
Field Groups:  Object Currency,  Transaction Currency  
Preset Selection Criteria: Version 0

STEP 4

Click **Attach segment**

**Create Plan Assessment Cycle: Segment**

Attach segment

Controlling Area: 2026 Rhodia Asia Pacific  
Cycle: 8035BU 8035 Hengchang - Budget  
Segment Name:  Lock indicator

Segment Header | Senders/Receivers | Sender Values | Receiver Tracing Factor

Assessment CEle  
Allocation structure

Sender values  
Sender rule: Posted amounts  
Share in %: 100.00 %  
 Actual value origin  Plan value origin

Receiver tracing factor  
Receiver rule: Variable portions  
Var.portion type: Plan costs  
Scale Neg. Tracing Factors: No scaling

STEP 5

Enter the segment code (cost center code) and description (cost center code & name)

**Create Plan Assessment Cycle: Segment**

Attach segment

Controlling Area: 2026 Rhodia Asia Pacific  
Cycle: 8035BU 8035 Hengchang - Budget  
Segment Name: 8035-2100 8035-2100 ZJG GM Lock indicator

Segment Header | Senders/Receivers | Sender Values | Receiver Tracing Factor

Assessment CEle  
Allocation structure: Miscellaneous Products

Sender values  
Sender rule: Posted amounts  
Share in %: 100.00 %  
 Actual value origin  Plan value origin

Receiver tracing factor  
Receiver rule: Variable portions  
Var.portion type: Plan costs  
Scale Neg. Tracing Factors: No scaling

STEP 6

Update the tab "Segment Header" :

1. Enter the allocation structure or the assessment cost element if there is no allocation structure available
2. Sender values:
  - Sender rule = Posted amounts
  - Share in % = 100 %



3. Receiver tracing factor :
  - Fixed percentage

**Create Plan Assessment Cycle: Segment**

Attach segment

Controlling Area: Z026 Rhodia Asia Pacific  
 Cycle: 8035BU 8035 Hengchang - Budget  
 Segment Name: 8035-2100 8035-2100 ZJG GM  Lock indicator

Segment Header | **Senders/Receivers** | Sender Values | Receiver Tracing Factor

Assessment CEle: 1  
 Allocation structure: CM: EPRD56&EPRD6X Adm/Plant O...  

Sender values

Sender rule: Posted amounts 2  
 Share in %: 100.00 %  
 Actual value origin  Plan value origin

Receiver tracing factor

Receiver rule: Fixed percentages 3

STEP 7

Go to the tab "Senders/Receivers"

**Create Plan Assessment Cycle: Segment**

Attach segment

Controlling Area: Z026 Rhodia Asia Pacific  
 Cycle: 8035BU 8035 Hengchang - Budget  
 Segment Name: 8035-2100 8035-2100 ZJG GM  Lock indicator

Segment Header | **Senders/Receivers** | Sender Values | Receiver Tracing Factor

	From	To	Group
<b>Sender</b>			
Cost Center			
Cost Element			
<b>Receiver</b>			
Order			
Cost Center			
Cost Object			
WBS Element			

STEP 8

Update the tab "Senders/Receivers"

1. Enter a cost center or a group of cost center (group in the standard hierarchy)
2. Enter a group of cost element ZRCS-CNP (for fixed costs) or ZRCS-AMO (for depreciation). It is not necessary when an allocation structure is used
3. Enter the receiving cost center or group of cost centers (PPPP-1)

**Create Plan Assessment Cycle: Segment**

Attach segment

Controlling Area: Z026 Rhodia Asia Pacific  
 Cycle: 8035BU 8035 Hengchang - Budget  
 Segment Name: 8035-2100 8035-2100 ZJG GM  Lock indicator

Segment Header | **Senders/Receivers** | Sender Values | Receiver Tracing Factor

	From	To	Group
<b>Sender</b>			
Cost Center	8035-2100 1		
Cost Element			
<b>Receiver</b>			
Order			
Cost Center			8035-1 3
Cost Object			
WBS Element			

STEP 9

Go to the tab "Sender Values"

Version = 0

**Create Plan Assessment Cycle: Segment**

Attach segment

Controlling Area: 2026 Rhodia Asia Pacific  
 Cycle: 8035BT 8035 Hengchang - Budget  
 Segment Name: 8035-2100 8035-2100 ZJG GM  Lock indicator

Segment Header Senders/Receivers **Sender Values** Receiver Tracing Factor

Sender values  
 Share in %: 100.00  
 Actual value origin  Plan value origin

Selection criteria  
 From to Group  
 Version

**STEP 10**

Go to the tab "Receiver Tracing Factors"

=> Enter the allocation key per receiving cost center

 Total = 100

**Create Plan Assessment Cycle: Segment**

Attach segment

Controlling Area: 2026 Rhodia Asia Pacific  
 Cycle: 8035BT 8035 Hengchang - Budget  
 Segment Name: 8035-2100 8035-2100 ZJG GM  Lock indicator

Segment Header Senders/Receivers Sender Values **Receiver Tracing Factor**

Receivers

Cost Ctr	Portion/percent
8035-1000	40.00
8035-1001	10.00
8035-1002	4.00
8035-1003	36.00
8035-1004	10.00
8035-1005	

**STEP 11**

Create a new segment by clicking

**Attach segment**

**STEP 12**

Save 

**Related SAP Transactions**

- [KSU7 to Create the Cycle](#)
- [KSU8 to Change the Cycle](#)
- [KSU9 to Display the Cycle](#)

## Workflow history

This view shows the 5 most recent entries. The complete workflow log is available from the 'Document Activity' menu item.






Jul 06, 2016	Actor	Type	Activity	Version
--------------	-------	------	----------	---------

Published	ROLLIER, Charlotte	State	changed state to <b>Published</b> at 8:43 pm	v13
To be approved	ROLLIER, Charlotte	State	gave <i>Approvers</i> approval at 8:43 pm	
		State	changed expiry date to '11 Jul, 2016 08:43 pm' at 8:43 pm	
		State	changed state to <b>To be approved</b> at 8:43 pm	v13
For Review	ROLLIER, Charlotte	State	gave <i>Reviewers</i> approval at 8:43 pm	
		State	changed expiry date to '11 Jul, 2016 08:43 pm' at 8:43 pm	
		State	changed state to <b>For Review</b> at 8:43 pm	v13
Draft	ROLLIER, Charlotte	State	changed state to <b>Draft</b> at 4:23 pm	v13
From Sept 02, 2015 to Feb 09, 2016				
Approved	Alexandra Lepercq , João Isaac and ROLLIER, Charlotte	Edit	multiple updates from <b>Alexandra Lepercq</b> ,  João Isaac and <b>ROLLIER, Charlotte</b>	

Once the cycle is created and the budget uploaded, you can run the cycle - [I run budget cost centers cycles](#)

## Workflow history

This view shows the 5 most recent entries. The complete workflow log is available from the 'Document Activity' menu item.

Nov 30, 2025	Actor	Type	Activity	Version
Published	 TORNPETCH, Ubonrat	State	changed state to <b>Published</b> at 5:28 am	v80
Draft	 TORNPETCH, Ubonrat	State	gave <i>Approvers</i> approval at 5:28 am	
Sept 17, 2025				
	 KITCHAPISUT, Thanapong	Edit	updated the page at 5:40 am	
	 KITCHAPISUT, Thanapong	State	changed state to <b>Draft</b> at 3:40 am	v79
Sept 03, 2024				
Published	 Gomes, Susana	Edit	updated the page at 1:48 pm	
		State	changed state to <b>Published</b> at 11:48 am	v78