

Account : Attach files

Overview

Table of content

In this section, you will find information about:

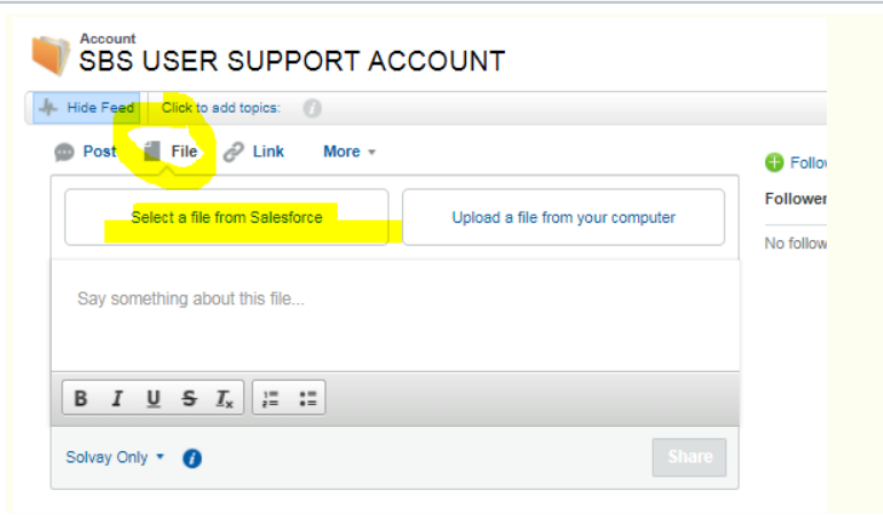
- How to link Google Drive file in File related list.

- [Step-By-Step](#)
 - [How to Attach Files](#)
- [Related articles](#)
- [Need help?](#)

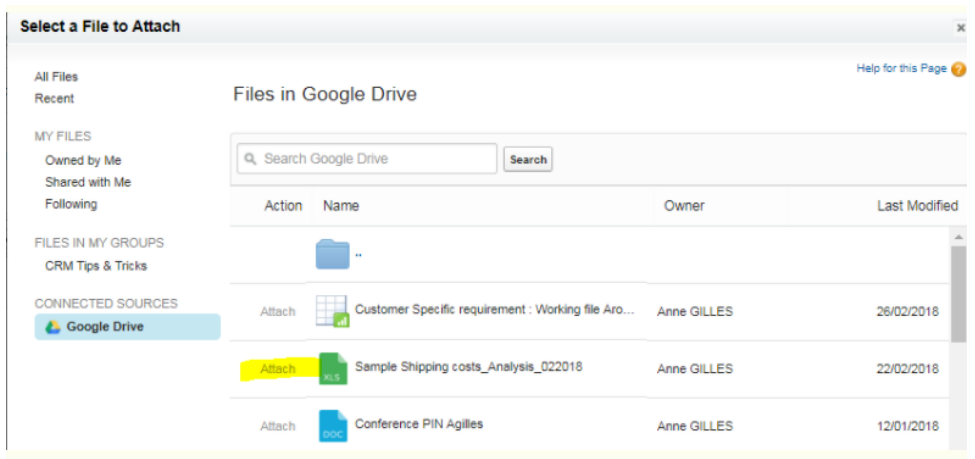
Step-By-Step

How to Attach Files

1 On the Account "Feed" select "File" and then click the button "Select a file from Salesforce "



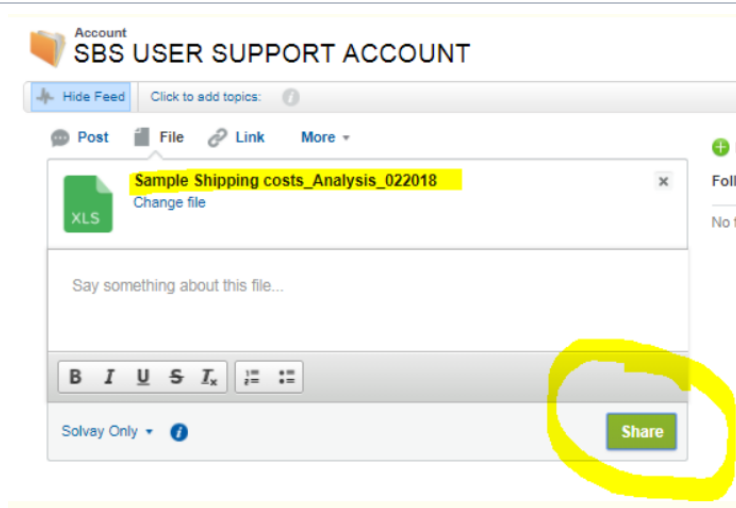
2 A pop-up with Google drive access will appear. Search for your file and click on "Attach".



Action	Name	Owner	Last Modified
Attach	Customer Specific requirement : Working file Aro...	Anne GILLES	26/02/2018
Attach	Sample Shipping costs_Analysis_022018	Anne GILLES	22/02/2018
Attach	Conference PIN Agilles	Anne GILLES	12/01/2018

3

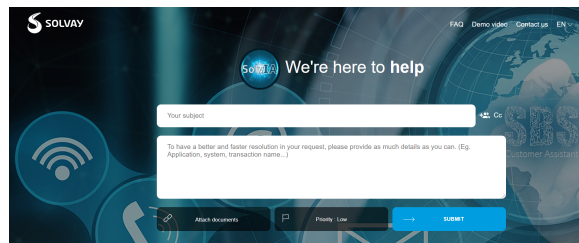
Click on the "Share" button and lastly refresh your page and the Google file will be visible on the "File" related list.



Related articles

Need help?

To request any support or if you have identified a bug or incident , please create a Freshdesk ticket using Solvia platform : <https://solvia.solvay.com/>



you can copy users with email address , default priority is Low , then Submit . We advise you to put keywords in subject to ease dispatching to correct Agent : CRM - Complaint for example