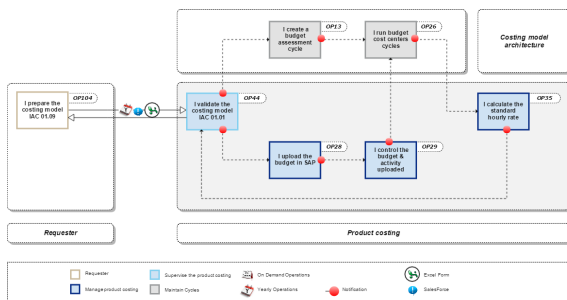


OP.035

I calculate the standard hourly rate

Process: [Product Costing](#)

Responsibility area: [Manage product costing](#)



Scope



Scope

WP2

Frequency



References

- [OP.035](#)
- [OP.035](#)

Attachments

[IAC 01.01 Costing Model.xlsx](#)

[IAC 01.01 Costing Model_366 days.xlsx](#)

[OP.026 << I calculate the standard hourly rate >> IAC 01.01. Costing model validation](#)

Guideline

I am informed that the budget cycles was executed without error.

STEP 1

Start the transaction KSPI

1. Enter the cost center group
PPPP-1
2. Enter the period
3. Run the transaction in test mode

Execute



Execute Plan Price Calculation: Initial Screen

Settings

Cost center group: 8035-1

Parameters

Version: 0
 Period: 1 To 12
 Fiscal Year: 2014

Processing

Background Processing
 Test Run
 Detail Lists
 With fixed cost predistr.

STEP 2

The result of the calculation is displayed

1. List of production cost centers
2. List of activity types
3. Unit price calculated

Choose layout :

1SAP03 <-> Price in Object Currency
 For other currencies different from EUR

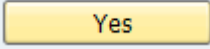
Price Calculation Results - Plan

Controlling Area: 2026 Rhodia Asia Pacific
 Version: 0
 Fiscal Year: 2014
 Period: 001 to 012
 Cost center group: 8035
 Plan price calc.: 1 Periodic price
 Cost Comp Struct. (M Z1): RCS Cost Component Struct
 Currency: USD United States Dollar
 Exchange Rate Type: M Standard translation at average rate
 Value Date: 01.01.2014
 Period: 001

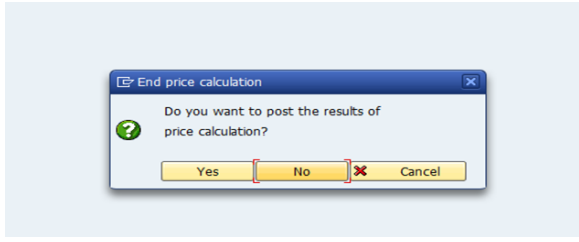
Cost Ctr	ActTyp	Name	AUn	Fxd Prices OC	Unit	ObCur
8035-1000	AMO	NAHYPO	H	1,586.85	100	CNY
8035-1000	MACHI	NAHYPO	H	6,559.85	100	CNY
8035-1000	MANHO	NAHYPO	H	3,882.95	100	CNY
8035-1001	AMO	HFA	H	9,201.53	1000	CNY
8035-1001	MACHI	HFA	H	0.48	100	CNY
8035-1001	MANHO	HFA	H	1.78	10	CNY
8035-1002	AMO	PA	H	1,364.31	100	CNY
8035-1002	MACHI	PA	H	2,334.59	100	CNY
8035-1002	MANHO	PA	H	1,520.00	100	CNY
8035-1003	AMO	THEX	H	258.35	10	CNY
8035-1003	MACHI	THEX	H	5,443.27	100	CNY
8035-1003	MANHO	THEX	H	1,137.10	100	CNY
8035-1004	AMO	TCP	H	1,296.01	100	CNY
8035-1004	MACHI	TCP	H	4,933.48	100	CNY
8035-1004	MANHO	TCP	H	196.38	10	CNY
8035-1005	MANHO	Packaging	H	1,273.69	100	CNY

STEP 3

As the price was calculated in test mode, the system asks if you want to post the results.

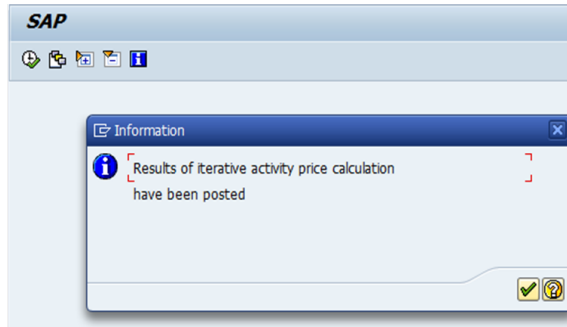


Click on Yes, only if the result was correct.



STEP 4

A message confirms that the price was posted



Workflow history

This view shows the 5 most recent entries. The complete workflow log is available from the 'Document Activity' menu item.

Nov 18, 2025	Actor	Type	Activity	Version
Published	ALVES, Sofia	Edit	updated the page at 11:49 am	
	ALVES, Sofia	State	changed state to Published at 10:53 am	v12
Draft	ALVES, Sofia	State	gave <i>Approvers</i> approval at 10:53 am	
		State	changed state to Draft at 10:49 am	v11
Jul 06, 2016				
Published	ROLLIER, Charlotte	State	changed state to Published at 8:44 pm	v10
To be approved	ROLLIER, Charlotte	State	gave <i>Approvers</i> approval at 8:44 pm	
		State	changed expiry date to '11 Jul, 2016 08:43 pm' at 8:43 pm	
		State	changed state to To be approved at 8:43 pm	v10

STEP 1

Check the activity rates with the transaction KSBT

- Enter the cost center group:
For PF1 same as in KSII
For WP1 PPPP-1
- Enter a range of activity types (for PF1)
- Enter the version '0'
- Enter the Fiscal Year and the Period
- Enter price unit 1000
- Mark 'display only activity prices used for allocations'

Activity Type Price Report: Initial Screen

Selection Options

Cost Center
 Cost Center Group: BBAI (1)
 or
 Cost Center(s): [] to []

Activity Type
 Activity Type Group: []
 or
 Activity Type(s): ZZ (2) to ZZZZZZ

Selection Parameters
 Version: 0 (3)
 Fiscal Year: 2015
 From Period: 10 to 10
 Price Indicator: [] to []
 Price Unit: 1000

Display Only Activity Prices Used for Allocation
 Display All Selected Prices

Execute



STEP 2

For PF1:

The reports shows the actual and the planned activity price per cost center in 2 different lines:

In the last column the price indicator 'Pr1' represents:

'3' = planned price

'5' = actual price

For WP1:

A report is displayed with the list of activity rates

Activity Type Price Report: Overview Screen

Cost Center Group: 8811
 Activity Type: 22 To: ZZZZZZ
 Version: 0 Pric/Act - Version
 Fiscal Year: 2015
 Period: 9 To: 9
 Price unit: 1000

COG	Total price	Variable pr.	Price (Fha0)	Cost Center	ActTyp	Cost ctr short text	Act. type short text	A	V	A	ObCur	Fix+vbl.pric	Vbl price L	Pld Price in OCur	PIS
EUR	0,00	0,00	0,00	031948260	ZZDEPR	Verpackung H20	Depreciation	KG	1	P	EUR	0,00	0,00	0,00	3
EUR	0,00	0,00	0,00			Verpackung H20	Depreciation	KG	1	A	EUR	0,00	0,00	0,00	5
EUR	0,00	0,00	0,00		ZZPACK	Verpackung H20	FIXED COSTS PACK	KG	1	P	EUR	0,00	0,00	0,00	3
EUR	0,00	0,00	0,00			Verpackung H20	FIXED COSTS PACK	KG	1	A	EUR	0,00	0,00	0,00	5
EUR	0,00	0,00	0,00		ZZPR00	Verpackung H20	FIXED COSTS PRO	KG	1	P	EUR	0,00	0,00	0,00	3
EUR	0,00	0,00	0,00			Verpackung H20	FIXED COSTS PRO	KG	1	A	EUR	0,00	0,00	0,00	5
EUR	0,00	0,00	0,00		ZZPVAR	Verpackung H20	VARIABLE COST P	KG	1	P	EUR	0,00	0,00	0,00	3
EUR	0,00	0,00	0,00			Verpackung H20	VARIABLE COST P	KG	1	A	EUR	0,00	0,00	0,00	5

Cost Center	Cost ctr short text	ActTyp	Act. type short text	A	Pr1	ObCur	Fix+vbl.pric	OCur
8035-1000	NAHYPO	AMO	DIRECT DEPN	H	1	CNY		143.64
	NAHYPO	MACHI	DIR FIX O/H (CNP)...	H	1	CNY		555.62
	NAHYPO	MANHO	Direct Labour	H	1	CNY		246.06
8035-1001	HPA	AMO	DIRECT DEPN	H	1	CNY		59.96
	HPA	MACHI	DIR FIX O/H (CNP)...	H	1	CNY		275.07
	HPA	MANHO	Direct Labour	H	1	CNY		97.13
8035-1002	PA	AMO	DIRECT DEPN	H	1	CNY		92.59
	PA	MACHI	DIR FIX O/H (CNP)...	H	1	CNY		161.36
	PA	MANHO	Direct Labour	H	1	CNY		97.35
8035-1003	THPX	AMO	DIRECT DEPN	H	1	CNY		97.16
	THPX	MACHI	DIR FIX O/H (CNP)...	H	1	CNY		230.02
	THPX	MANHO	Direct Labour	H	1	CNY		36.21
8035-1004	TCP	AMO	DIRECT DEPN	H	1	CNY		140.13
	TCP	MACHI	DIR FIX O/H (CNP)...	H	1	CNY		406.18
	TCP	MANHO	Direct Labour	H	1	CNY		236.05
8035-1005	Packaging		Direct Labour	H	1	CNY		362.45

Workflow history

This view shows the 5 most recent entries. The complete workflow log is available from the 'Document Activity' menu item.

Sept 22, 2025	Actor	Type	Activity	Version
Published	PONGTHAM, Piyaporn	Edit	updated the page at 11:47 am	
Jul 06, 2016				
	ROLLIER, Charlotte	State	changed state to Published at 8:39 pm	v12
To be approved	ROLLIER, Charlotte	State	gave <i>Approvers</i> approval at 8:39 pm	
		State	changed expiry date to '11 Jul, 2016 08:39 pm' at 8:39 pm	
		State	changed state to To be approved at 8:39 pm	v12
For Review	ROLLIER, Charlotte	State	gave <i>Reviewers</i> approval at 8:39 pm	
		State	changed expiry date to '11 Jul, 2016 08:39 pm' at 8:39 pm	
		State	changed state to For Review at 8:39 pm	v12
Draft	ROLLIER, Charlotte	State	changed state to Draft at 4:22 pm	v12

I control the result and inform the FRA.

I also inform the person in charge of product costing

Workflow history

This view shows the 5 most recent entries. The complete workflow log is available from the 'Document Activity' menu item.

Nov 18, 2025	Actor	Type	Activity	Version
Published	ALVES, Sofia	State	changed state to Published at 11:52 am	v52
Draft	ALVES, Sofia	State	gave <i>Approvers</i> approval at 11:52 am	

Sept 17, 2025



KITCHAPISUT, Thanapong

Edit updated the page at 5:49 am

State changed state to **Draft** at 3:49 am [v52](#)

Sept 03, 2024

Published



Gomes, Susana

Edit updated the page at 1:50 pm

State changed state to **Published** at 11:50 am [v51](#)

Draft



Gomes, Susana

State gave *Approvers* approval at 11:50 am

State changed state to **Draft** at 11:50 am [v51](#)
