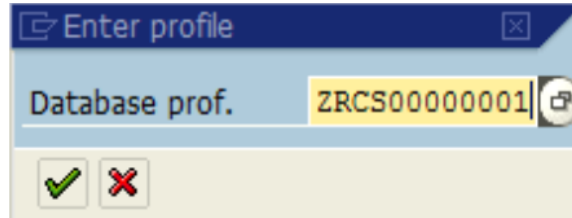


CJI3 - Check that WBS are settled in WP2

STEP 1

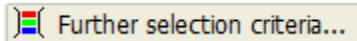
To check if WBS orders are settled, use the transaction CJI3 and choose database profile « ZRCS00000001 »



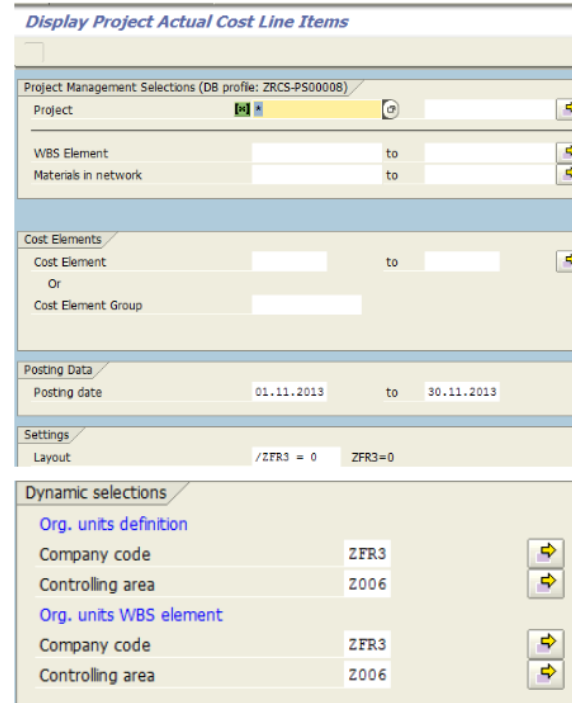
STEP 2

Insert « * » to select all projects

Click



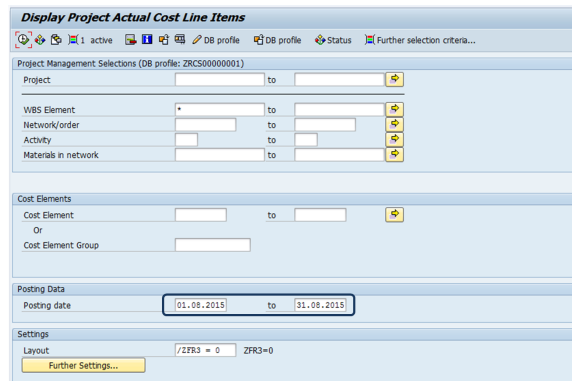
and select the company code and controlling area for "Organization units definition" and "Organization units WBS element":



STEP 3

Enter the period

and execute



STEP 4

The total of the column "Value in Obj. Crncy" must be equal to zero when wbs elements are settled

WBS Element	Doc. Date	Cost Element	Cost element descr.	Σ	Value in Obj. Crncy	TCurr
CN.577971.1ZFPRHTR				-	0.00	
CN.577971.1ZFPROTC				-	0.00	
CN.577971.1ZFPRPTP				-	0.00	
CN.577971.1ZFPRRTR				-	0.00	
CN.577971.1ZFDEMG1				-	0.00	
CN.577971.1ZFDEOTC1				-	0.00	
CN.577971.4274ISAPPL				-	0.00	

