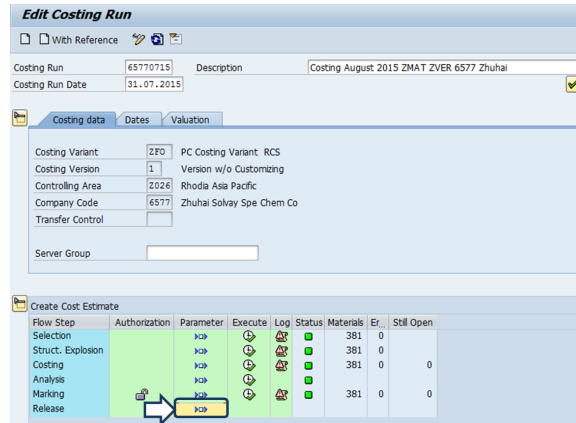


Costing Run - 6-Release

STEP 1

The cycle continues with the validation.



Click on the icon  in the column **Parameter / line Release**



Flow Step	Authorization	Parameter	Execute	Log	Status	Materials	Er.	Still Open
Selection						381	0	
Struct. Explosion						381	0	
Costing						381	0	0
Analysis								
Marking						381	0	0
Release								


STEP 2

1. Uncheck the test mode.
2. Check "with list output"
3. Check "Background Processing"
4. Check Parallel Processing

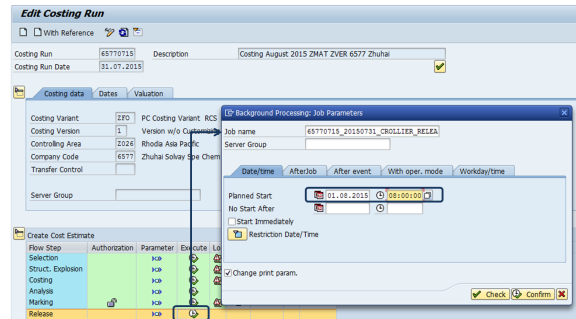
Save  and go back by clicking 



STEP 3

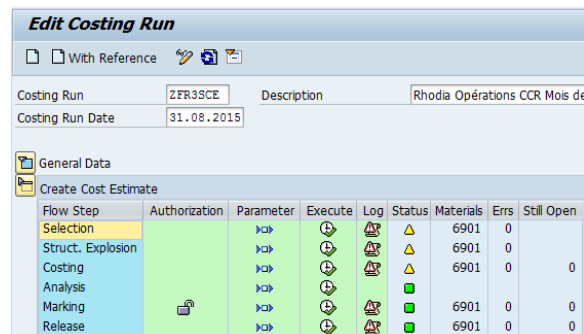
1. Click on  in the column **"Execute" / line "Release"**
2. Enter the starting date and time

The costing is planned to be released the **1st day of the month during the night**. The time depends on the company code.



STEP 4

- Check at D1 if the job run:
 - In **SM37**;
 - And inside of **CK40N** in Log.



Flow Step	Authorization	Parameter	Execute	Log	Status	Materials	Er.	Still Open
Selection						6901	0	
Struct. Explosion						6901	0	
Costing						6901	0	0
Analysis								
Marking						6901	0	0
Release						6901	0	0