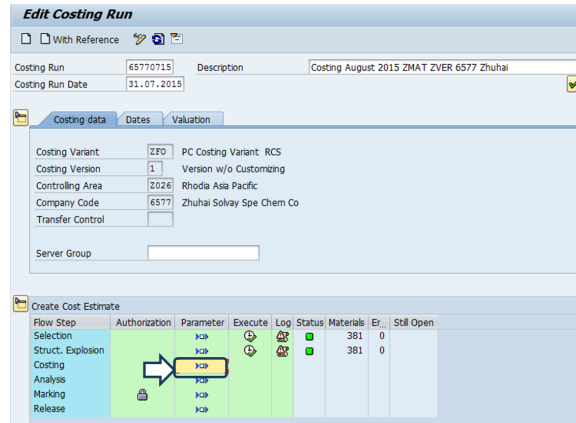


Costing Run - 3-Costing

STEP 1

The cycle continues by the costing.
Click on the icon of column **Parameter** on the line **Costing**.



STEP 2

A new screen appears

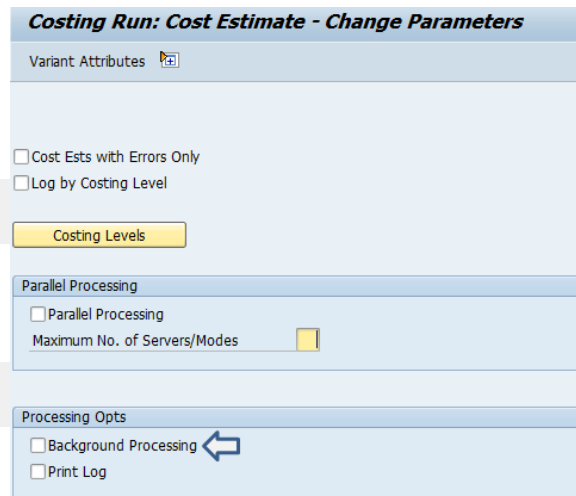
- Uncheck **Background processing** and save

? Unknown Attachment



A message appears : "values of variant xxxx saved"

- Go back by clicking

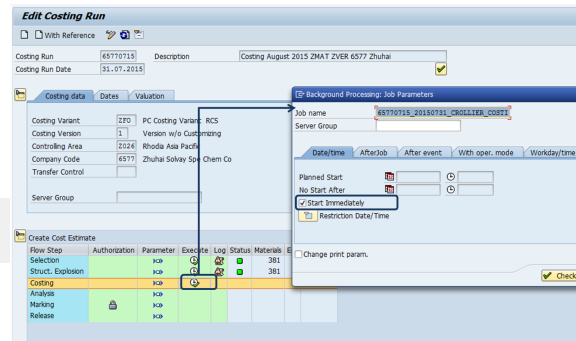
? Unknown Attachment



STEP 3

1. Click on  in the column **E execute / line Costing**
2. Check **Start Immediately**
3. Click on 

? Unknown Attachment



STEP 4

1. Click on

? Unknown Attachment

until the job is finished: the icon

? Unknown Attachment

