
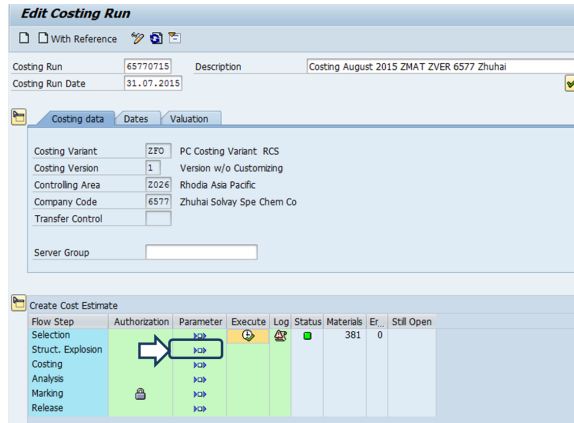


Costing Run - 2-Struct. Explosion

STEP 1

The cycle continues by the determination of quantities. Click on the icon  of column **Parameter** on the line **Struct explosion**.

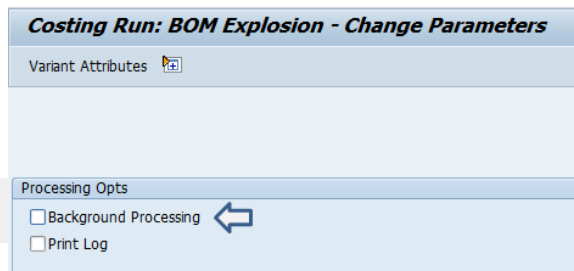


STEP 2

A new screen appears


- Uncheck **Background processing** and save

 Unknown Attachment




A message appears : "values of variant xxxx saved"

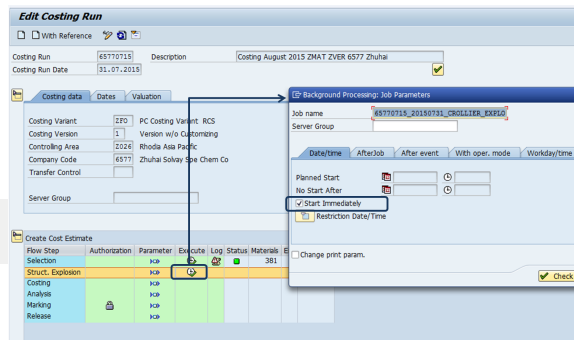
- Go back by clicking

 Unknown Attachment

STEP 3

1. Click on  in the column **Execute** / line **Struct explosion**
2. Check **Start Immediately**
3. Click on 

 Unknown Attachment



STEP 4

Click on

? Unknown Attachment

until the job is finished: the icon

? Unknown Attachment

appears in the column log with a status

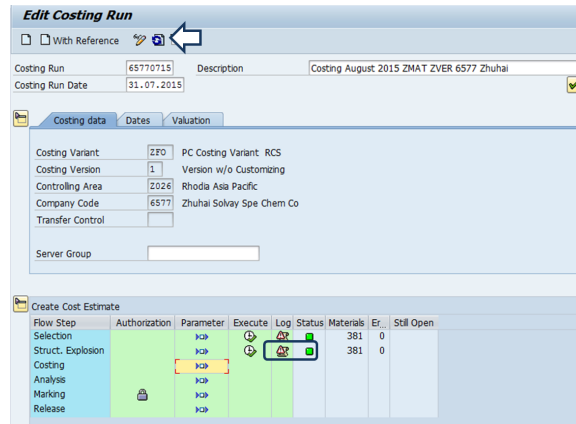


? Unknown Attachment

un

ap

or



Workflow history

This view shows the 5 most recent entries. The complete workflow log is available from the 'Document Activity' menu item.

| From Oct 09, 2017 to Sept 08, 2025 | Actor | Type | Activity | Version |
|---------------------------------------|---|-------|---|---------|
| Published | PEREIRA DINIZ, Sandra and CHANSRI, Surachet | Edit | multiple updates from PEREIRA DINIZ, Sandra and CHANSRI, Surachet | |
| Jul 06, 2016 | | | | |
| | ROLLIER, Charlotte | State | changed state to Published at 4:11 pm | v22 |
| To be approved | ROLLIER, Charlotte | State | gave Approvers approval at 4:11 pm | |
| | | State | changed expiry date to '11 Jul, 2016 04:11 pm' at 4:11 pm | |
| | | State | changed state to To be approved at 4:11 pm | v22 |
| For Review | ROLLIER, Charlotte | State | gave Reviewers approval at 4:11 pm | |
| | | State | changed expiry date to '11 Jul, 2016 04:11 pm' at 4:11 pm | |
| | | State | changed state to For Review at 4:11 pm | v22 |
| Draft | ROLLIER, Charlotte | State | changed state to Draft at 4:11 pm | v22 |