

CK40N - Mark and Plan the release

Check Point

After completing the first 4 steps, the plant controller should analyze if the standard prices are correct and correct eventual errors. The next steps "Marking" and "Release" are only performed after plant controller approval. Before the marking, the first 4 steps can always be executed as much times as needed and must be repeated after controllers corrections to confirm that the errors were solved.

You can go to the step "Marking" when you receive the approval of the FRA

All error & warning

messages are cleared (in some cases it is not possible to clear warning messages but at least a deep analysis must be performed)

Flow Step	Authorization	Parameter	Execute	Log	Status	Materials	Er	Still Open
Selection	ICP				Green	381	0	
Struct. Explosion	ICP				Green	381	0	
Costing	ICP				Green	381	0	
Analysis	ICP				Green	0	0	
Marking	ICP				Red	0	0	
Release	ICP				Red	0	0	

STEP 1



Click on the icon « Authorization » / line « Marking » to unlock the padlock.

Flow Step	Authorization	Parameter	Execute	Log	Status	Materials	Er	Still Open
Selection	ICP				Green	381	0	
Struct. Explosion	ICP				Green	381	0	
Costing	ICP				Green	381	0	
Analysis	ICP				Green	0	0	
Marking	ICP				Green	0	0	
Release	ICP				Red	0	0	

STEP 2

All the company appear: when there is a green square, the padlock is open, if the square is red, the padlock is closed.

Click on the company code you want to open and save

Company Code	Legal Valuation	Released
6577	Legal Valuation	Green
6592	Legal Valuation	Green
6743	Legal Valuation	Green
6746	Legal Valuation	Green
6811	Legal Valuation	Green
6857	Legal Valuation	Green
6859	Legal Valuation	Green
6864	Legal Valuation	Green
6875	Legal Valuation	Green

There is a green square the costing in the company 6577 can be marked & released

Go back by clicking



Price Update: Organizational Measure

Posting Period/Fiscal Year: 0 2015

Ex	Company Code	Valuation View	Costing Version	Released
6295		Legal Valuation		
6301		Legal Valuation		
6332		Legal Valuation		
6341		Legal Valuation		
6348		Legal Valuation		
6375		Legal Valuation		
6526		Legal Valuation		
6577		Legal Valuation	1	
6592		Legal Valuation		
6743		Legal Valuation		
6746		Legal Valuation		
6811		Legal Valuation		
6852		Legal Valuation		
6859		Legal Valuation		
6864		Legal Valuation		
6875		Legal Valuation		

STEP 3

The padlock is open



The cycle can continue with the marking.

Click on the icon of column **Parameter** on the line **Marking**.



Edit Costing Run

Costing Run: 65770115 Description: Costing August 2015 ZMAT ZVER 6577 Zhuhai
 Costing Run Date: 31.07.2015

Costing data | Dates | Valuation

Costing Variant: ZFD PC Costing Variant RCS
 Costing Version: 1 Version w/o Customizing
 Controlling Area: Z026 Rhoda Asia Pacific
 Company Code: 6577 Zhuhai Solvay Spe Chem Co
 Transfer Control:
 Server Group:

Create Cost Estimate

Flow Step	Authorization	Parameter	Execute	Log	Status	Materials	Er	Still Open
Selection		ICR	⬇	⬇	⬆	381	0	
Struct. Explosion		ICR	⬇	⬇	⬆	381	0	
Costing		ICR	⬇	⬇	⬆	381	0	0
Analysis		ICR	⬇	⬇	⬆			
Marking		ICR	⬇	⬇	⬆			
Release		ICR	⬇	⬇	⬆			

STEP 4

1. Uncheck the test mode.
2. Uncheck "Background Processing"

Save and go back by clicking



Price Update: Mark Standard Price

Processing Options

Test Run

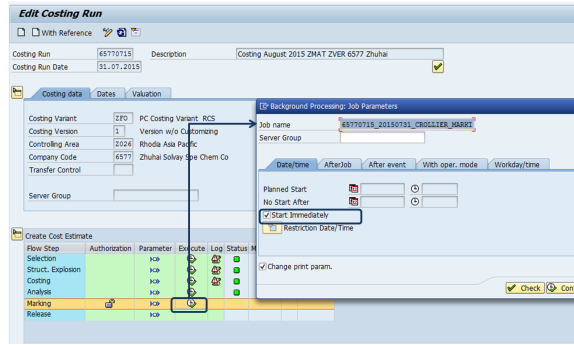
With List Output


Parallel Processing

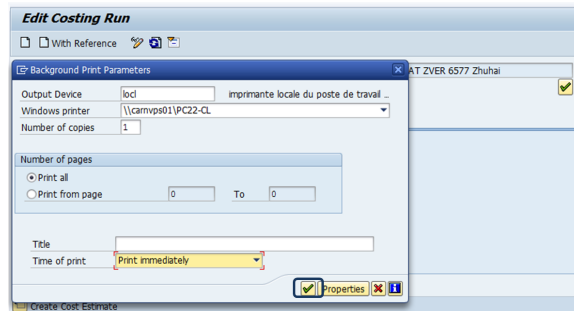
Background Processing

STEP 5


1. Click on in the column **Execute** / line **Marking**
2. Check Start Immediately
3. Click on Confirm



The screen "Background Print Parameters" appear, click on 



STEP 6

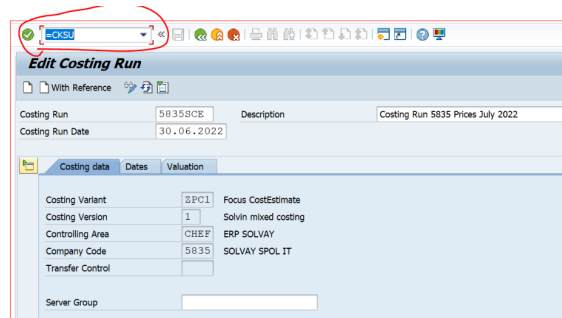
 After the Marking step is finished, all the materials should be valuated.

Flow Step	Authorization	Parameter	Execute	Log	Status	Materials	Er.	Still Open
Selection					7007	0		
Struct. Explosion					7007	0		
Costing					7007	0	0	
Analysis								
Marking					7006	0	1	
Release								

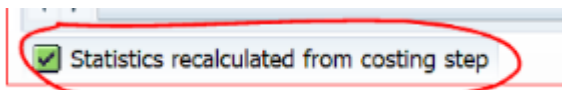
We should not have materials "still open".

Still Open" Materials?

1. Go to CK40N (Edit mode), of the respective Costing run 5835SCE & Date
2. Enter the =CKSU in T-CODE command bar
3. Press enter.



Then, this message will appear and the error will be resolved.





NOTE:

If you have errors, you must identify them by checking the "Log".


The errors should be checked and rectified if possible in the current month. To avoid the same to happen on the next costing run.

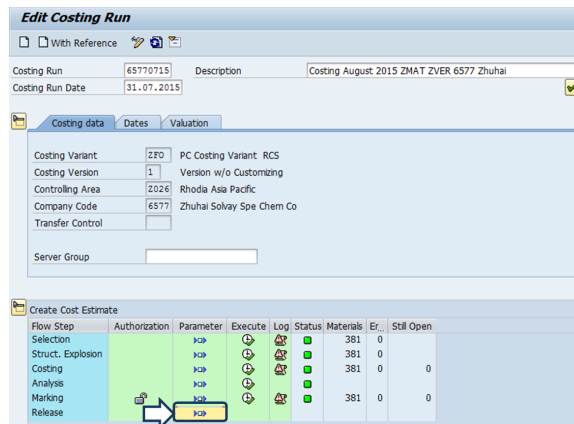
Workflow history

This view shows the 5 most recent entries. The complete workflow log is available from the 'Document Activity' menu item.

Jul 22, 2022	Actor	Type	Activity	Version
Published	 Morgado, Filipa	Edit	updated the page at 1:55 pm	
	Lara Alves	State	changed state to Published at 12:07 pm	v32
Draft	Lara Alves	State	gave <i>Approvers</i> approval at 12:07 pm	
	 Morgado, Filipa	State	assigned approval <i>Approvers</i> to Lara Alves at 11:56 am	
		State	changed state to Draft at 11:55 am	v30
Jul 06, 2016				
Published	ROLLIER, Charlotte	State	changed state to Published at 4:12 pm	v29



STEP 1

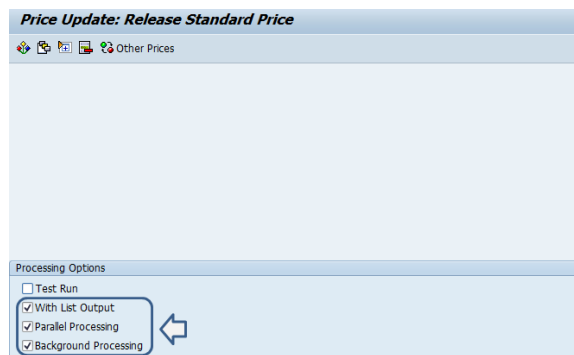
The cycle continues with the validation. Click on the icon  in the column **Parameter** / line **Release**




STEP 2

1. Uncheck the test mode.
2. Check "with list output"
3. Check "Background Processing"
4. Check Parallel Processing

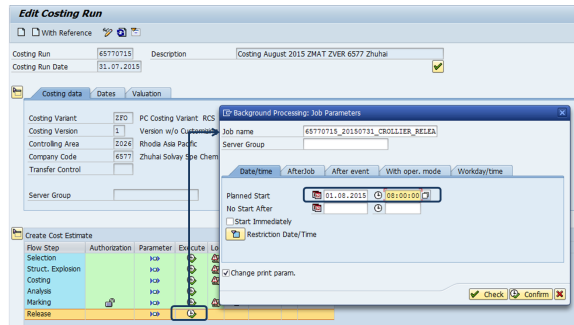
Save  and go back by clicking 



STEP 3

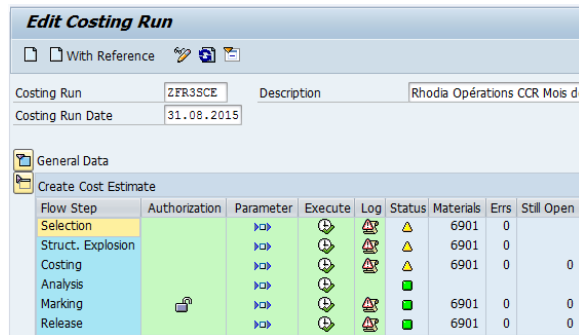
1. Click on  in the column "Execute" / line "Release"
2. Enter the starting date and time

The costing is planned to be released the **1st day of the month during the night**. The time depends on the company code.



STEP 4

- Check at D1 if the job run:
 - In **SM37**;
 - And inside of **CK40N** in Log.



Workflow history


This view shows the 5 most recent entries. The complete workflow log is available from the 'Document Activity' menu item.

Oct 01, 2019	Actor	Type	Activity	Version
Published	Alves, Sofia	Edit	updated the page at 10:34 am	
Jul 06, 2016				
	ROLLIER, Charlotte	State	changed state to Published at 4:12 pm	v23
To be approved	ROLLIER, Charlotte	State	gave <i>Approvers</i> approval at 4:12 pm	
		State	changed expiry date to '11 Jul, 2016 04:12 pm' at 4:12 pm	
		State	changed state to To be approved at 4:12 pm	v23
For Review	ROLLIER, Charlotte	State	gave <i>Reviewers</i> approval at 4:12 pm	
		State	changed expiry date to '11 Jul, 2016 04:12 pm' at 4:12 pm	
		State	changed state to For Review at 4:12 pm	v23
Draft	ROLLIER, Charlotte	State	changed state to Draft at 4:12 pm	v23

Workflow history

This view shows the 5 most recent entries. The complete workflow log is available from the 'Document Activity' menu item.

Jul 06, 2016	Actor	Type	Activity	Version
Published	ROLLIER, Charlotte	State	changed state to Published at 4:12 pm	v8
To be approved	ROLLIER, Charlotte	State	gave <i>Approvers</i> approval at 4:12 pm	

		State	changed expiry date to '11 Jul, 2016 04:12 pm' at 4:12 pm	
		State	changed state to To be approved at 4:12 pm	v8
For Review	ROLLIER, Charlotte	State	gave <i>Reviewers</i> approval at 4:12 pm	
		State	changed expiry date to '11 Jul, 2016 04:12 pm' at 4:12 pm	
		State	changed state to For Review at 4:12 pm	v8
Draft	ROLLIER, Charlotte	State	changed state to Draft at 4:12 pm	v8
From Sept 09, 2015 to Mar 11, 2016				
Approved	Cátia Carujo , Alexandra Lepercq and ROLLIER, Charlotte	Edit	multiple updates from  Cátia Carujo , Alexandra Lepercq and ROLLIER, Charlotte	