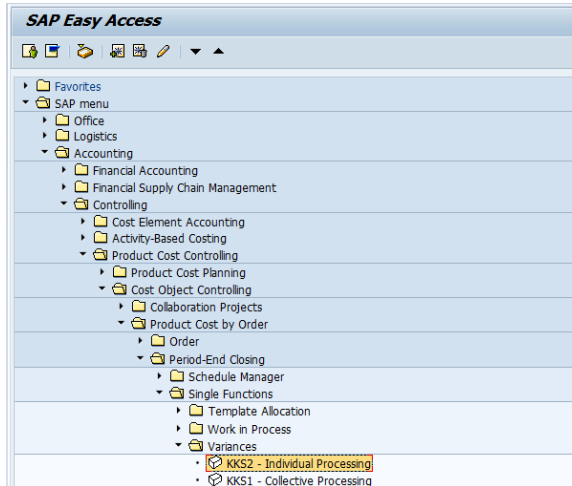


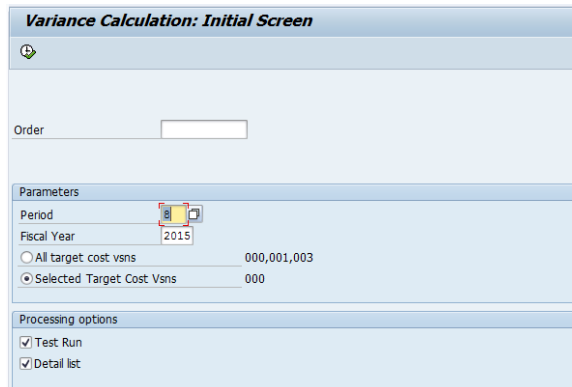
KKS2 - Variance calculation: individual processing

STEP 1

Start the transaction using the menu path or transaction code



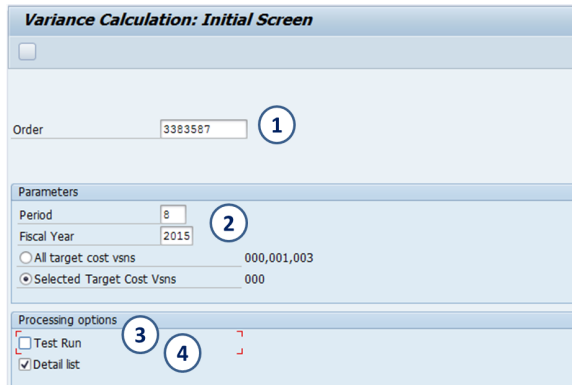
i Variance Calculation: Initial Screen



STEP 2

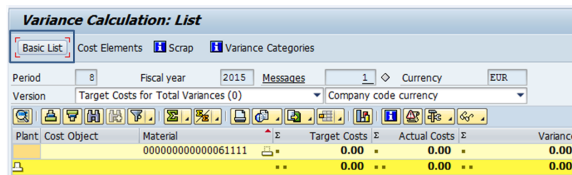
1. Enter the order
2. Enter the period & the fiscal year
3. Uncheck "test run"

Execute



STEP 3

You can click on **Basic List** to display the log



STEP 4

You can click on  or  to display the message






Basic List Variance Calculation

Variations Calculated




Result

Processing completed with no errors

Processing Category

Variations Calculated	1	
Not relevant	0	
Minor error	0	
Error	0	
Objects Selected	1	

Messages

Error	0	
Warning	0	
Information	1	
Total	1	