

CK310 - Material is marked for deletion



Material was flagged for deletion internally. To delete this deletion flag, you have to change the indicator in the material master record.

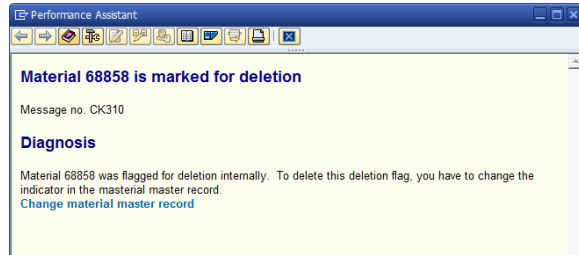
Example

The material 68858 was flagged for deletion internally

Procedure



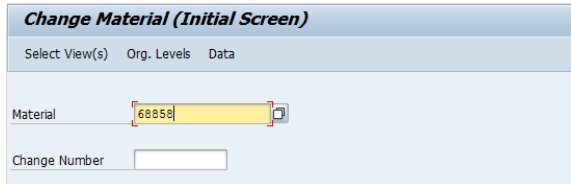
Enter a status Z0 in the view costing of the master data of the material code with transaction MM02



STEP 1

- Use transaction **MM02**
- Enter the material code and

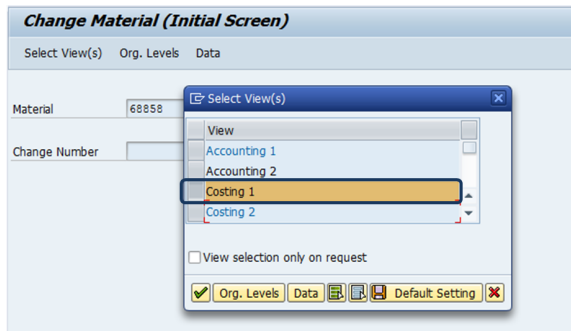
Enter ↵



STEP 2

- Select the view "Costing 1" and

Enter ↵




STEP 3

1. Enter the plant code and
- Enter ↵
2. If there is a warning message "Deletion flag is set at client level" you can skip it and
- Enter ↵
- click



STEP 4

- Enter the status **Z0** in the field Plant-sp.matl status and save 

- A message confirms the change

 **Material 68858 changed**

Change Material 68858 (/Finished pdt & RM & SF)

Additional Data Org. Levels Check Screen Data

Accounting 2 Costing 1 Costing 2

Material: 68858 *OBS*INDUSTRIAL SALICYLIC ACID BB 325KG
 Plant: 7714 7418 / Nippon Express - AOMI


General data

Base Unit of Measure: KG kg

Do Not Cost With Qty Structure

Origin group: Material origin

Overhead Group: Variance Key: Z_2001

Plant-sp.matl status: **Z0** 

Valid from: Profit Center: 7418-11050

Quantity structure data

Alternative BOM: BOM Usage:

Group: Group Counter:

Task List Type:

SpecProcurement Costing: Costing Lot Size: 1,000

Co-product Fxd Price Joint production

Version Indicator Versions

Production Version: