

CK249 - Cost component split for material not saved



When costing in batch, the cost component split for material from plant was not saved. Cost estimates containing errors are not saved.

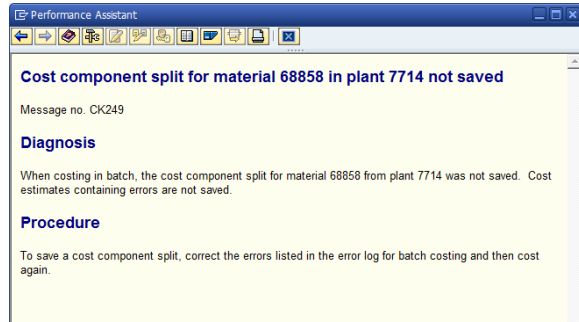
Example

When costing in batch, the cost component split for material 68858 from plant 7714 was not saved. Cost estimates containing errors are not saved.

Procedure



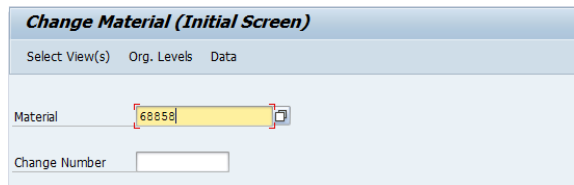
Enter a status Z0 in the view costing in the master data of the material code with transaction MM02



STEP 1

- Use transaction **MM02**
- Enter the material code and

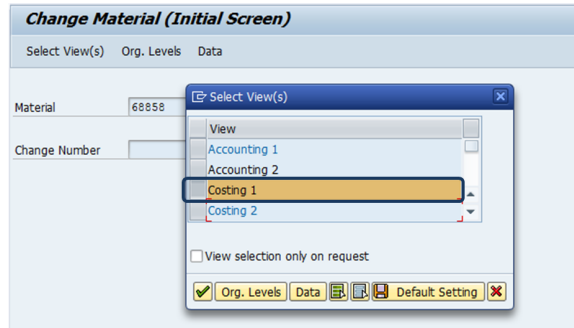
Enter ↵



STEP 2

- Select the view "Costing 1" and

Enter ↵





STEP 3

1. Enter the plant code and
- Enter ↵
2. If there is a warning message "Deletion flag is set at client level" you can skip it and
- Enter ↵
- click



STEP 4

- Enter the status **Z0** in the field Plant-sp.matl status and save 
- A message confirms the change

 **Material 68858 changed**

Change Material 68858 (/Finished pdt & RM & SF)

Additional Data Org. Levels Check Screen Data

Accounting 2 Costing 1 Costing 2

Material 68858 *OBS*INDUSTRIAL SALICYLIC ACID BB 325KG

Plant 7714 7418 / Nippon Express - AOMI

General data

Base Unit of Measure KG kg

Do Not Cost With Qty Structure

Origin group Material origin

Overhead Group Variance Key Z_2001

Plant-sp.matl status **Z0** Profit Center 7418-I1050

Valid from

Quantity structure data

Alternative BOM BOM Usage

Group Group Counter

Task List Type

SpecProcurem Costing Costing Lot Size 1,000

Co-product Fxd Price Joint production

Version Indicator Versions

Production Version