

# CK310 - Material is marked for deletion



Material was flagged for deletion internally. To delete this deletion flag, you have to change the indicator in the material master record.

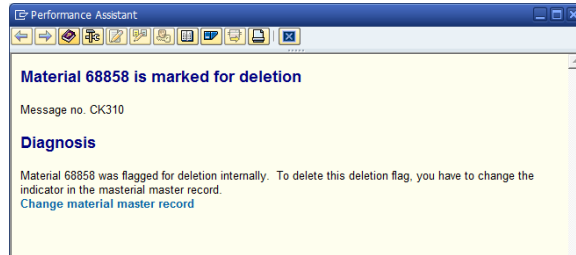
## Example

The material 68858 was flagged for deletion internally

## Procedure



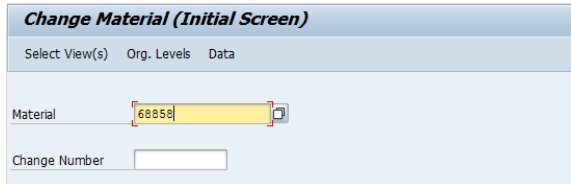
Enter a status Z0 in the view costing of the master data of the material code with transaction MM02



### STEP 1

- Use transaction **MM02**
- Enter the material code and

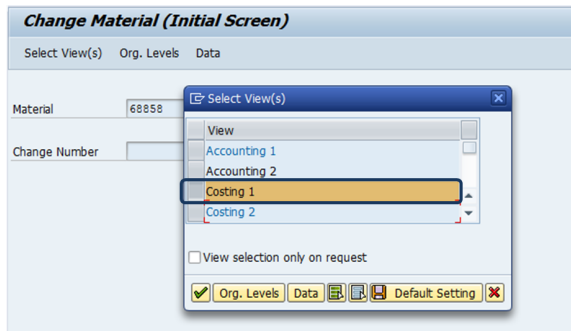
Enter ↵



### STEP 2

- Select the view "**Costing 1**" and

Enter ↵




### STEP 3

- Enter the plant code and
- Enter ↵
- If there is a warning message "Deletion flag is set at client level" you can skip it and
- Enter ↵
- click



### STEP 4

- Enter the status **Z0** in the field Plant-sp.matl status and save 

- A message confirms the change

 **Material 68858 changed**

**Change Material 68858 (/Finished pdt & RM & SF)**

Additional Data   Org. Levels   Check Screen Data

Accounting 2   Costing 1   Costing 2

Material: 68858   \*OBS\*INDUSTRIAL SALICYLIC ACID BB 325KG  
Plant: 7714   7418 / Nippon Express - AOMI


**General data**

Base Unit of Measure:  KG    kg

Do Not Cost    With Qty Structure

Origin group:     Material origin

Overhead Group:    Variance Key: Z\_2001

Plant-sp.matl status: **Z0** 

Valid from:    Profit Center: 7418-I1050

**Quantity structure data**

Alternative BOM:    BOM Usage:

Group:    Group Counter:

Task List Type:

SpecProcurement Costing:    Costing Lot Size: 1,000

Co-product    Fxd Price    Joint production

Version Indicator    Versions

Production Version: