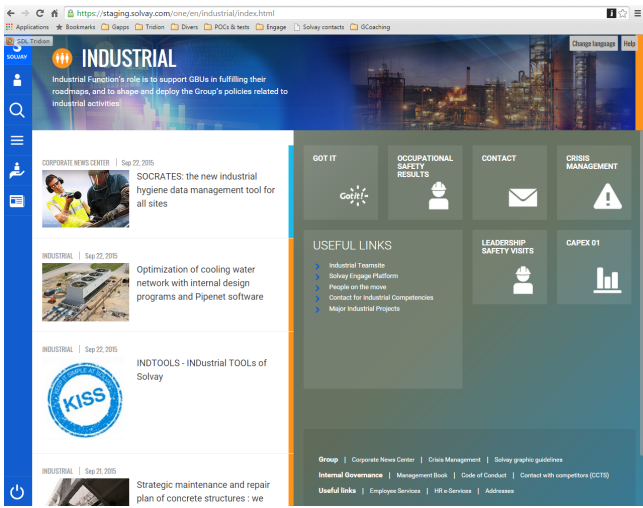




I lost the page I just created, how could I retrieve the Staging link of an Editorial page?

If you created an Editorial page, but are not able to access it from the Staging, you can use the following alternative to retrieve it, then update it as needed to make it appears where it should.

<p>1. Reach your Space home page in Staging</p>	 <p>A screenshot of a web browser showing the staging version of the Industrial Function website. The URL is https://staging.solvay.com/one/ies/industrial/index.html. The page features a blue header with the 'INDUSTRIAL' logo and a navigation menu. The main content area includes several news items, such as 'SOCRATES: the new industrial hygiene data management tool for all sites' and 'Optimization of cooling water network with internal design programs and Pipenet software'. There are also sections for 'USEFUL LINKS', 'LEADERSHIP SAFETY VISITS', and 'CAPEX 01'.</p>
<p>2. Activate SDL Tridion</p>	 <p>A screenshot of the SDL Tridion interface. It shows the 'SDL Tridion' logo at the top left, the 'SOLVAY' logo in the center, and the 'INDUSTRIAL' logo on the right. Below the logos, there is a blue bar with the text 'Industrial Func'.</p>
<p>3. Press "Open in form view" (bottom part), then "Go to location"</p>	 <p>A screenshot of the SDL Tridion 'Open in Form View' dialog. The dialog has a toolbar with buttons for 'Save Draft', 'Finish Editing', 'Cancel Editing', 'New Page...', 'Create Content...', 'Remove Content', 'Update Preview', 'Open in Form View', and 'Properties'. The 'Open in Form View' button is highlighted, and a dropdown menu is open, showing 'Open in Form View' and 'Go to Location'. The background shows the Industrial Function website in a preview state, with a title field containing '<ENTER A TITLE>' and a 'GOT IT' button.</p>

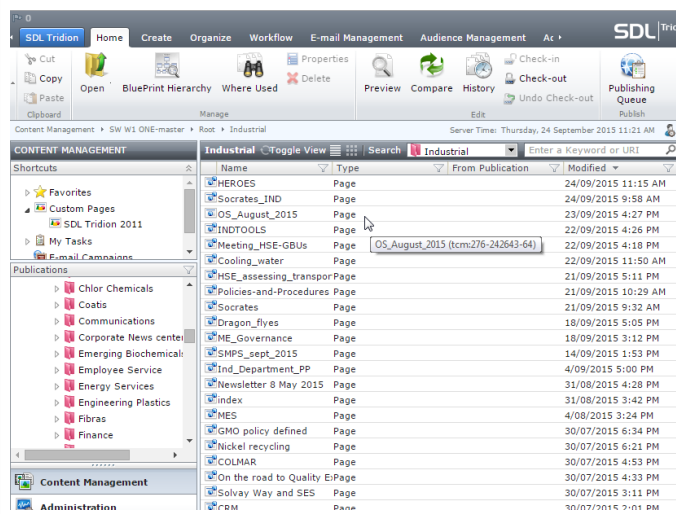
4. Find your page in the displayed list



Easily find your page

Click the "Modified" header to order by modified date, then get the recent pages.

You can also order by "Name", then look for the Editorial page title you entered while creating it.

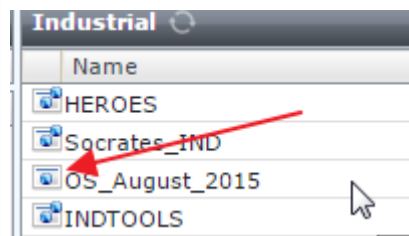


If the little planet doesn't appear on the page icon

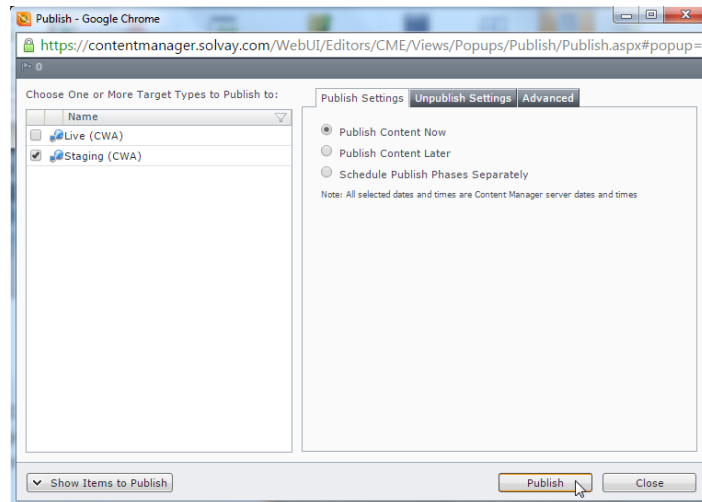
If this icon does not appear (cf screen shot below), you have to publish it in Staging:

- Right click the page, then "Publish"
- On the publishing window, tick "Staging", ensure "Live" in not ticked, then press "Publish".

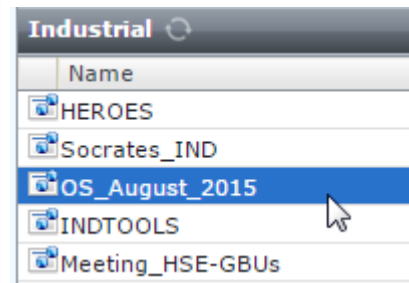
a.



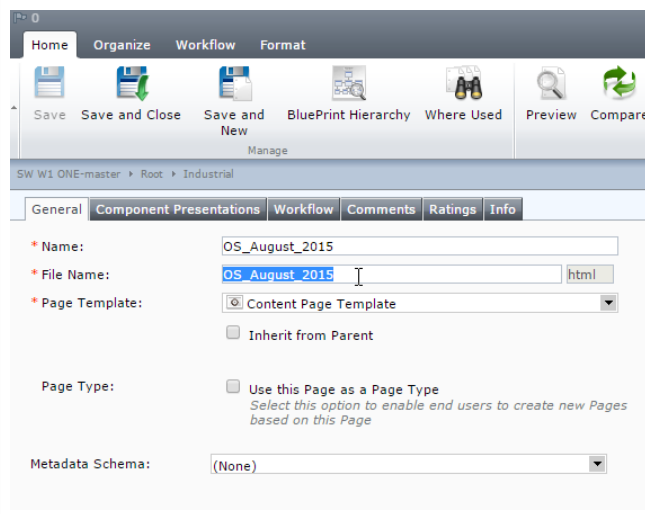
b.



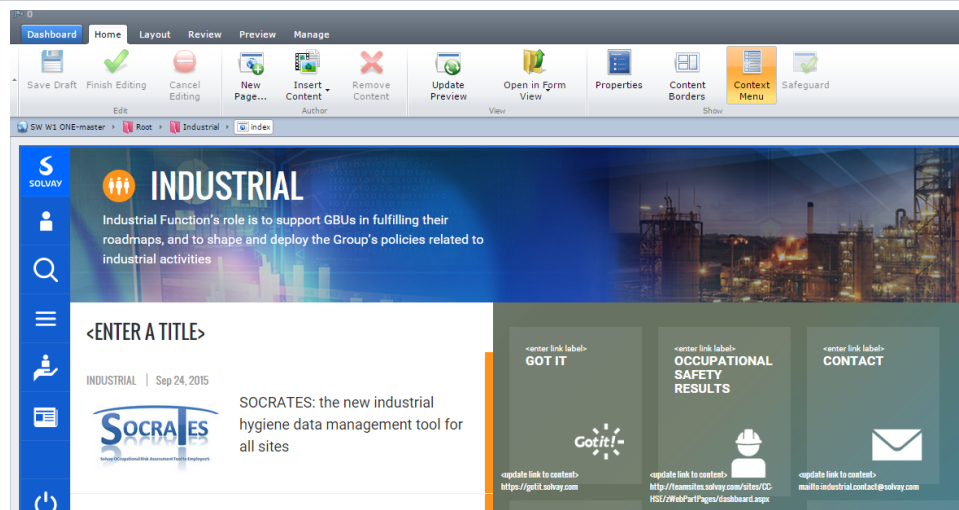
5. Double-click the concerned page to open it



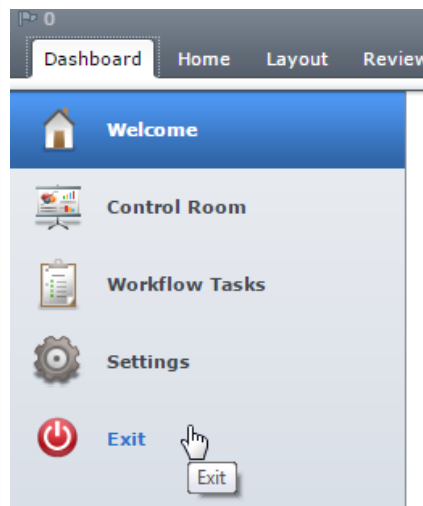
6. Copy the "File name"



7. Close the Tridion Content Manager tab to go back to your Tridion Editor



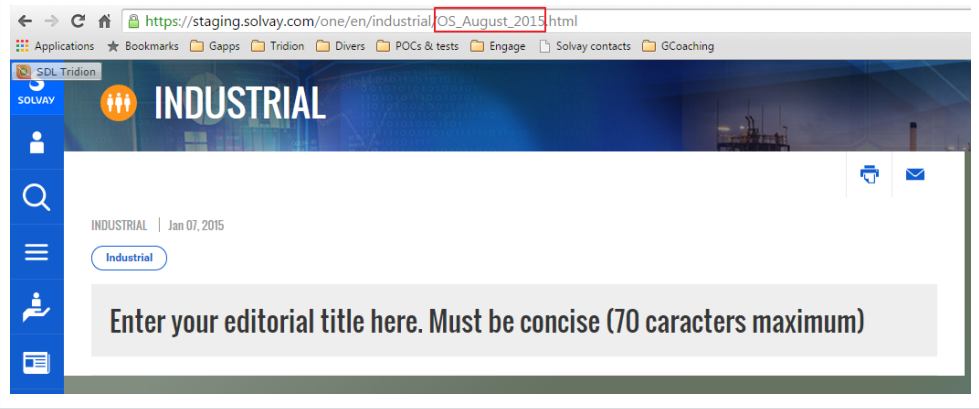
8. Exit Tridion with "Dashboard" then "Exit"



9. In the browser address bar, replace "index" with the page file name previously copied, then press "Enter"

In the given example, the home page address: <https://staging.solvay.com/one/en/industrial/index.html>

was transformed to: https://staging.solvay.com/one/en/industrial/OS_August_2015.html



Why did you loose this page?

Maybe the reason what that it didn't appeared in your space stream? If yes, you should have a look to "[My new Editorial doesn't appear in my space stream, why?](#)"