

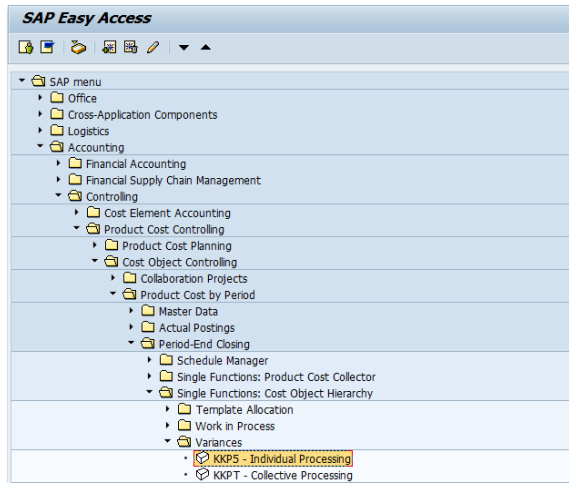
KKP5 - Cost Object Hierarchy Variance Calculation

i This transaction calculates the difference between the production cost at standard values and the production cost at actual values, of the amounts posted on the cost collectors.

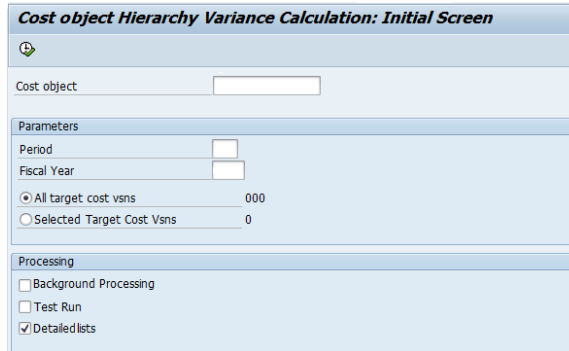
STEP 1

Start the transaction using the menu path or transaction code KKP5

Double-click



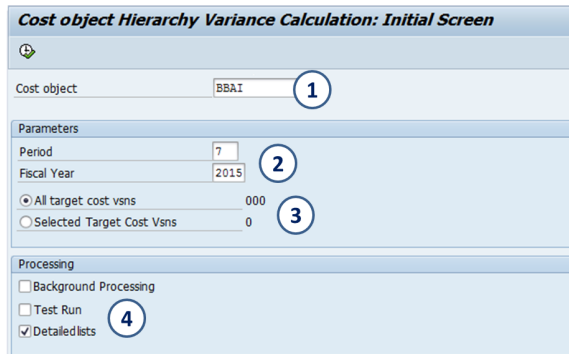
i Cost Object Hierarchy Variance Calculation: Initial Screen



STEP 2

1. Enter a cost object hierarchy
2. Enter the closing period and the fiscal year
3. Flag "all target cost versions"
4. Unflag "Test Run" and keep "Detailed lists".

Execute



STEP 3

Results

Variance Calculation for Cost Objects: List

Plant	Cost Object	Control Costs	Allocated Act. Costs	Target Costs	Scrap	Work in Process	Variance
D	PCC 0000000000	344.217,27	339.577,88	339.577,88	0,00	0,00	4.639,39
DO	PCC 0000000000	0,00	0,00	0,00	0,00	0,00	0,00
DO	PCC 0000000000	598.919,16	545.351,27	545.390,42	0,00	0,00	53.567,89
DO	PCC 0000000000	0,00	0,00	0,00	0,00	0,00	0,00
DO	PCC 0000000000	0,00	0,00	0,00	0,00	0,00	0,00
DO	PCC 0000000000	59.239,98	47.505,35	47.505,35	0,00	0,00	11.734,63
DO	PCC 0000000000	0,00	0,00	0,00	0,00	0,00	0,00
DO	PCC 0000000000	0,00	0,00	0,00	0,00	0,00	0,00
DO	PCC 0000000000	0,00	0,00	0,00	0,00	0,00	0,00

Click on to leave the transaction