

Quick tips

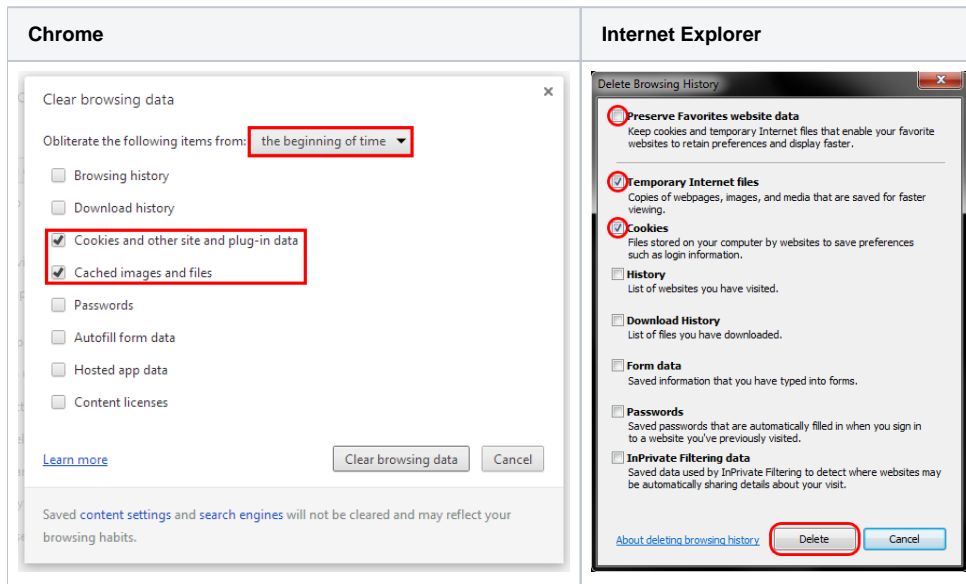
Tips list:

- Empty your browser cache
- Create an anchor

Empty your browser cache

In some use cases, your browser could not show you the latest version of a page. To force him to serve you the last version, you should empty your browser cache:

1. Press Ctrl + Shift + Delete
2. Choose the options given in the screen shot below (regarding your current browser)

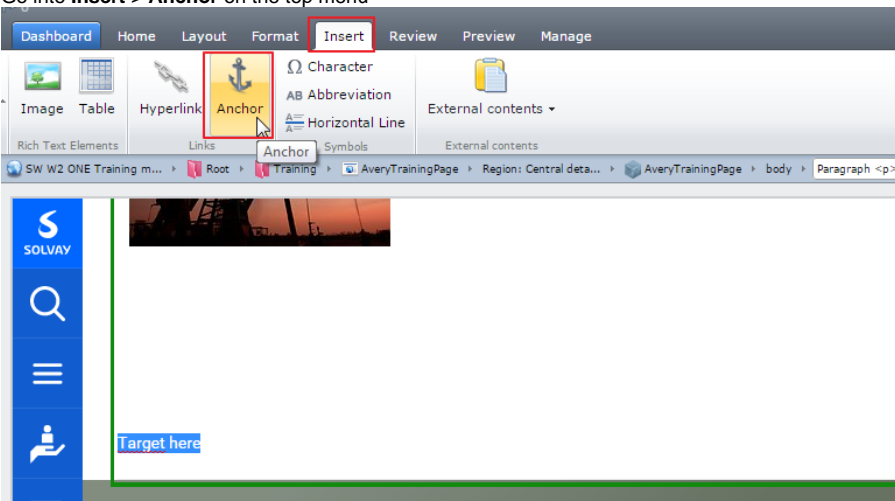


Create an anchor

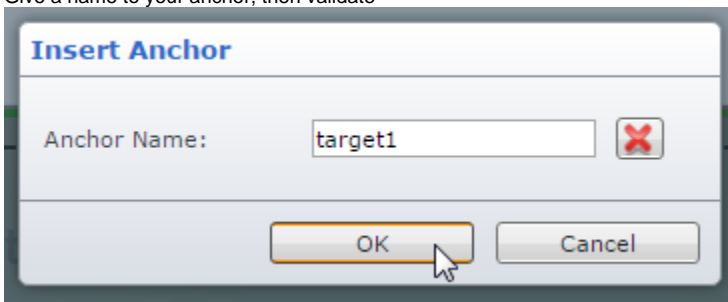
The anchor can be used to jump directly to a specific location on a page.

To create an anchor:

1. Select the word who is going to be the target
2. Go into **Insert > Anchor** on the top menu



3. Give a name to your anchor, then validate

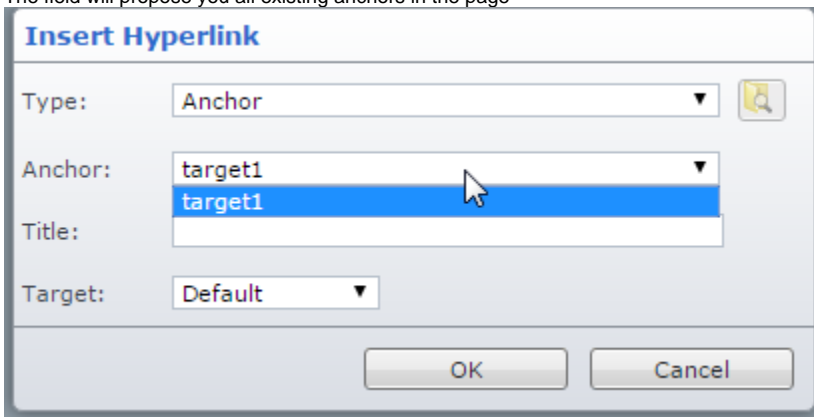


Insert Anchor

Anchor Name: ✖

Then you need to create the link to jump into the anchor:

1. Create a new link
2. Select Anchor as Type
3. The field will propose you all existing anchors in the page



Insert Hyperlink

Type: ▼ 🔍

Anchor: ▼

Title:

Target: ▼