


# KSU2 - Change Actual Assessment Cycle

## STEP 1

Start the transaction using transaction code **KSU2**

 Change Actual Assessment Cycle: Initial Screen

### Change Actual Assessment Cycle: Initial Screen

Cycle   
Start Date


## STEP 2

Enter the cycle code and the starting date

and

### Change Actual Assessment Cycle: Initial Screen

Cycle   
Start Date

 If you don't know the Starting Date, do not insert the date,  and choose the most recent one.

## STEP 3

Open the Segment Overview dialog box

Click 

### Change Actual Assessment Cycle: Header Data

Cont. Area	CREEF	ERP SOLVAY	Status	Saved
Cycle	0125ID			
Start Date	01.01.2015	To	31.12.2015	
Text	Indirect Cycle			

Indicators

- Iterative
- Cumulative
- Cumulated Opt

Field Groups

- Object Currency
- Transaction Currency

## STEP 4

Select the segment to be updated

and choose 

Or create a new segment by clicking

Change Actual Assessment Cycle: Header Data

Segment Overview

Contro	Name	Text	Sort Field	S	Sender Rule	R	Rec Rule	Scale	Lo
Start	ZU17400000	General services		1	Posted amou..	3	Fixed perce..		
Text	ZU17450000	General services		1	Posted amou..	3	Fixed perce..		
Indica	ZU17460000	General services		1	Posted amou..	3	Fixed perce..		
	ZU10510000	Maintenance		1	Posted amou..	1	Variable po..	1	
	ZU10520000	Maintenance		1	Posted amou..	1	Variable po..	1	
	ZU1260000A	ENVIRONNEMENT		1	Posted amou..	3	Fixed perce..		
	ZU1260001F	ENVIRONNEMENT		1	Posted amou..	3	Fixed perce..		
	ZU1260003K	ENVIRONNEMENT		1	Posted amou..	3	Fixed perce..		
	ZU1260004A	ENVIRONNEMENT		1	Posted amou..	3	Fixed perce..		
	ZU1270002A	SAFETY HYGIENE		1	Posted amou..	3	Fixed perce..		
	ZU1270000A	SAFETY HYGIENE		1	Posted amou..	3	Fixed perce..		
	ZU10410000	Technical assistance		1	Posted amou..	3	Fixed perce..		
	ZU11120000	Internal logistic		1	Posted amou..	3	Fixed perce..		
	ZU11210000	Internal logistic		1	Posted amou..	3	Fixed perce..		
	ZU14110000	Laboratory (quality contr...		1	Posted amou..	3	Fixed perce..		

No. of Segments: 21

STEP 5

Make the appropriate changes to the segment as required

Please see [KSU1 - Create Actual Assessment Cycle](#) to better understand the changes that can be performed.

Change Actual Assessment Cycle: Segment

Controlling Area: CREF ERP SOLVAY  
 Cycle: 0125ID Indirect Cycle  
 Segment Name: ZU17400000 General services Lock Indicator

Segment Header Senders/Receivers Sender Values Receiver Tracing Factor

Sender	From	To	Group
Cost Center	ZU17400000		
Cost Object			
Cost Element			
Receiver			
Order			
Cost Center			0125IDCC
Cost Object			
WBS Element			
Business entity			
Property			
Building			
Settlement unit			

You can lock a segment, by checking the lock indicator box


Lock indicator

Change Actual Assessment Cycle: Segment

Controlling Area: CREF ERP SOLVAY  
 Cycle: 0125ID Indirect Cycle  
 Segment Name: ZU17400000 General services  Lock Indicator

Segment Header Senders/Receivers Sender Values Receiver Tracing Factor

STEP 6

After the appropriate changes to the segment, click on , to do a Formal Check.

If there is any errors you need to analyse and correct.

Disregard Warnings

Change Actual Assessment Cycle: Segment


Controlling Area: CREF ERP SOLVAY  
 Cycle: 0125ID Indirect Cycle  
 Segment Name: ZU17400000 General services

Segment Header Senders/Receivers Sender Values Receiver Tracing Factor

EP6111030008: Display messages

MSG	Message text	STAT
***	General messages for segment: 6111030008	
***	Secondary postings in cost center 8512600000 are not supported	
***	Secondary postings in cost center 8512600001 are not supported	
***	Cost center 851260000A is not supported in all periods	
***	Secondary postings in cost center 8513100000 are not supported	
***	Secondary postings in cost center 8513100010 are not supported	
***	Secondary postings in cost center 8513100020 are not supported	
***	Secondary postings in cost center 8513100030 are not supported	
***	Secondary postings in cost center 8513100040 are not supported	
***	Secondary postings in cost center 8513100050 are not supported	
***	Secondary postings in cost center 8513100060 are not supported	
***	Secondary postings in cost center 8513100070 are not supported	
***	Secondary postings in cost center 8513100080 are not supported	
***	Secondary postings in cost center 8513100090 are not supported	
***	Secondary postings in cost center 8516100000 are not supported	
***	Secondary postings in cost center 8516100010 are not supported	
***	Secondary postings in cost center 8516100020 are not supported	

**STEP 7**

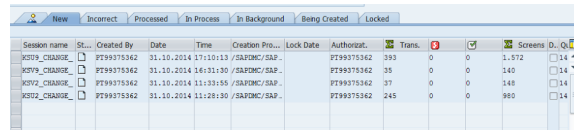
After the appropriate changes and the formal check Save .

**STEP 8**

It is also possible to perform mass changes on cycles in terms of dates.

To do so, please contact IS Team by the appropriate tool, requesting the creation of a LSWM and providing the respective list of the cycles to be changed.

Afterwards, IS Team will request to process the batches sessions created for this purpose.



Session name	St...	Created By	Date	Time	Creation Pro...	Lock Date	Authorizat.	Trans.	CF	Screens	O...	Q...
MS09_CHANGE		PT99975362	31.10.2014	17:10:13	/SAPF0MC/SAP...		PT99975362	393	0	0	1,572	14
MSV2_CHANGE		PT99975362	31.10.2014	16:31:30	/SAPF0MC/SAP...		PT99975362	35	0	0	140	14
MSV2_CHANGE		PT99975362	31.10.2014	11:33:55	/SAPF0MC/SAP...		PT99975362	37	0	0	148	14
MSU2_CHANGE		PT99975362	31.10.2014	11:28:30	/SAPF0MC/SAP...		PT99975362	245	0	0	980	14