

# KSU3 - Display Actual Assessment Cycle

## STEP 1

Start the transaction using transaction code KSU3

**Display Actual Assessment Cycle: Initial Screen**

Cycle

Start Date

## STEP 2

Enter the cycle code and the starting date


and


**Display Actual Assessment Cycle: Initial Screen**

Cycle

Start Date

## STEP 3

Open the Segment Overview dialog box by clicking on 

 By double clicking on one line you can select a segment and the details of the segment are displayed.

**Display Actual Assessment Cycle: Header Data**

Controlling Area  ERP SOLVAY


Cycle  Status

Start Date  To


Text

Indi	Name	Text	Sort Field	S	Sender Rule	R	Rec Rule	Scale	Lu
<input checked="" type="checkbox"/>	B712800000	B712800000-Bis		1	Posted amou..	3	Fixed perce..		
<input type="checkbox"/>	B717400111	B717400111 - BIS		1	Posted amou..	3	Fixed perce..		
<input type="checkbox"/>	B713180049			1	Posted amou..	3	Fixed perce..		
<input type="checkbox"/>	B713180011			1	Posted amou..	3	Fixed perce..		
<input type="checkbox"/>	B713180070			1	Posted amou..	3	Fixed perce..		
<input type="checkbox"/>	B713200158	B713200158-Bis		1	Posted amou..	3	Fixed perce..		
<input type="checkbox"/>	UD19100000			1	Posted amou..	3	Fixed perce..		
<input type="checkbox"/>	JF19100193			1	Posted amou..	3	Fixed perce..		
<input type="checkbox"/>	B719204701			1	Posted amou..	3	Fixed perce..		
<input type="checkbox"/>	JF18300000			1	Posted amou..	3	Fixed perce..		
<input type="checkbox"/>	RC18300008			1	Posted amou..	3	Fixed perce..		
<input type="checkbox"/>	RC19400008			1	Posted amou..	3	Fixed perce..		
<input type="checkbox"/>	JF19400402			1	Posted amou..	3	Fixed perce..		
<input type="checkbox"/>	JF19400404			1	Posted amou..	3	Fixed perce..		
<input type="checkbox"/>	JF19400405			1	Posted amou..	3	Fixed perce..		

No. of Segments

 Attach Segment



## STEP 4

After select a segment you can use the buttons  to display the next or the previous segments

**Display Actual Assessment Cycle: Segment**

Controlling Area: CHEF ERP SOLVAY  
 Cycle: 583SRE  
 Segment Name: B712800000 B712800000-Bis  Lock indicator

Segment Header | Senders/Receivers | Sender Values | Receiver Tracing Factor

Assessment C/Ele:   
 Allocation structure: S2 Administrative (assess rep)  

Sender values

Sender rule: Posted amounts  
 Share in %: 100,00 %  
 Actual value origin  Plan value origin

Receiver tracing factor

Receiver rule: Fixed percentages



**STEP 5**

I check that a new cost center has been well included in a cycle.

- I click on 
- I enter the cost center code in the right square.
- 

## Workflow history

This view shows the 5 most recent entries. The complete workflow log is available from the 'Document Activity' menu item.

Jun 13, 2016	Actor	Type	Activity	Version
Published	Sylvain Michel Alexandre Pingont	State	changed state to <b>Published</b> at 2:02 pm (Space Initialization)	v5
Draft	Sylvain Michel Alexandre Pingont	State	gave <i>Approvers</i> approval at 2:02 pm	
		State	changed state to <b>Draft</b> at 2:02 pm	v5
<b>From Oct 29, 2015 to Feb 16, 2016</b>				
	Marielle MOINET , Alexandra Lepercq and João Isaac	Edit	multiple updates from Marielle MOINET , Alexandra Lepercq and  João Isaac	
	 João Isaac	Edit	created the page at 3:36 pm	