




After select a segment you can use the buttons  to display the next or the previous segments

Display Actual Assessment Cycle: Segment

Controlling Area: CHEF ERP SOLVAY
Cycle: 583SRE
Segment Name: B712800000 B712800000-Bis Lock indicator

Segment Header | Senders/Receivers | Sender Values | Receiver Tracing Factor

Assessment C/El:
Allocation structure: S2 Administrative (assess rep)  

Sender values

Sender rule: Posted amounts
Share in %: 100,00 %
 Actual value origin Plan value origin

Receiver tracing factor

Receiver rule: Fixed percentages

STEP 5

I check that a new cost center has been well included in a cycle.

1. I click on 
2. I enter the cost center code in the right square.
3. 