



ZWFA76 - Variance calculation multiple plants


STEP 1

Start the transaction ZWFA76

 Variance: Manufacturing Orders and Product Cost Collectors: Initial Screen

STEP 2

You can look for an existing variant by clicking on 


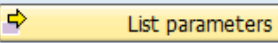
Select the variant and 

Enter the period

Execute 

Variant name	Short Description	Environment	Protected	Changed by	Last changed on
SCMA_7405_KKS1	7405: PP order variances calc.	A		BR007713	15.12.2014
SCMA_7424_KKS1	SCMA_7424_KKS1	A		BR005197	27.08.2015
SCMA_7523_KKS1	SCMA_7523_KKS1	A		TH03234	28.04.2015
SCMA_7797_KKS1	7797: PP order variances calc.	A		FYPANG	21.03.2014
SCMA_7811_KKS1	7811: PP order variances calc.	A			
SCMA_8090_KKS1	8090: PP order variances calc.	A			
SCMA_9485_KKS1	9485: PP order variances calc.	A		RSEVILLA	05.02.2014
SCMA_ZFR3_KKS1	ZFR3: PP order variances calc.	A		RSEVILLA	05.02.2014
SCMA_ZFR9_KKS1	SCMA_ZFR9_KKS1	A		PT300090	01.10.2014
SCMA_ZVE1_KKS1	SCMA_ZVE1_KKS1	A		BR004229	30.06.2014
VAR OP 'S		A			
Z010-2054	Variances calculation	A		HKONDABA	29.09.2014
Z025-7991	Variances calculation	A			
Z026-7154	Variances calculation	A			
Z028-7424	Variances calculation	A		BR007713	25.07.2014
Z028-7424-2015	Variances calculation -TS	A			
Z028-7651	Variances calculation	A		PESTELLE	02.03.2010

If you don't have the variant you can make the selection :

1. Click on 
2. Enter the list of plants
3. Select "With Process Orders"
4. Enter the period to close and the fiscal year
5. Untick "Test Run"
6. Tick "Parallel processing"
7. Tick "Detail list"
8. Click on 

- Tick "Print detail list"
- Enter the layout /RCS-CO

Execute 

Background Processing

You can execute this transaction in background pressing F9 and you will get the job spool through SMX

STEP 3

You are informed that tasks are running

SAP

Objects processed so far: 8,800
Run time (total no. of tasks): 00:01:46
Runtime (real time): 00:00:45

Task	RFC destination	Status	Number	Runtime	Run time in subtask
1	wv1sapr3_WV1_00	Task is running	1,000	00:00:45	00:00:43
2	wv1sapr3_WV1_00	Task is running	1,000	00:00:30	00:00:30
3	wv1sapr3_WV1_00	Task is running	800	00:00:31	00:00:30

STEP 4

The variance calculation report is displayed

Variance Calculation: List

Basic List Cost Elements Scrap Variance Categories

Period: 8 Fiscal year: 2015 Messages: 31,596 Currency: EUR
Version: Target Costs for Total Variances (0) Company code currency:

Plant	Cost Object	Material	Target Costs	Actual Costs	Variance
		00000000000010519	0.00	9,065.96	322.15
		00000000000010566	0.00	22,307.30	92.29
		00000000000010567	0.00	0.00	0.00
		00000000000010571	0.00	0.00	0.00
		00000000000011830	0.00	4,303,909.1	499,965.26
		00000000000015158	0.00	5,885.24	3.38
		00000000000016177	0.00	0.00	0.00
		00000000000016181	0.00	0.00	0.00
		00000000000017023	0.00	44,755.74	127.70
		00000000000017024	0.00	3,492.86	67.96
		00000000000017032	0.00	0.00	0.00
		00000000000017036	0.00	0.00	0.00
		00000000000021117	0.00	0.00	0.00
		00000000000023128	0.00	22,070.57	401.44
		00000000000023335	0.00	0.00	0.00
		00000000000023474	0.00	31,723.72	173.19
		00000000000024274	0.00	0.00	0.00
		00000000000024504	0.00	137,203.33	13,447.84
		00000000000024572	0.00	15,249.72	223.54
		00000000000025255	0.00	0.00	0.00
		00000000000025449	0.00	51,190.55	421.29
		00000000000036011	0.00	5,708.74	272.99