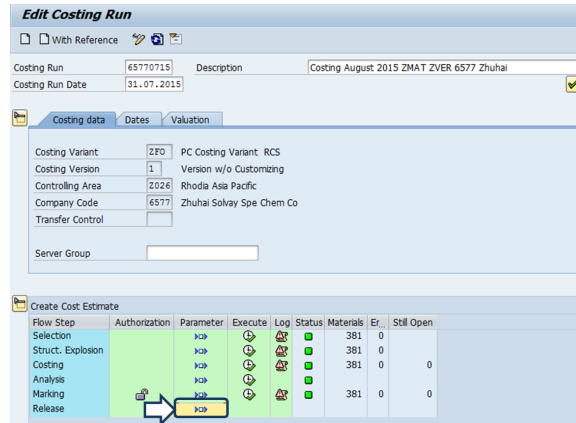


Costing Run - 6-Release

STEP 1

The cycle continues with the validation.



Click on the icon  in the column **Parameter / line Release**



Flow Step	Authorization	Parameter	Execute	Log	Status	Materials	Er	Still Open
Selection					Green	381	0	
Struct. Explosion					Green	381	0	
Costing					Green	381	0	0
Analysis					Green			
Marking					Green	381	0	0
Release					Green			


STEP 2

1. Uncheck the test mode.
2. Check "with list output"
3. Check "Background Processing"
4. Check Parallel Processing

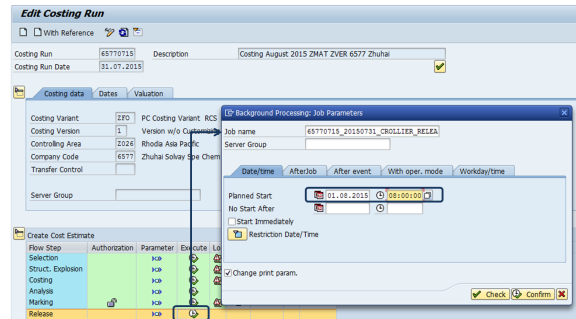
Save  and go back by clicking 



STEP 3

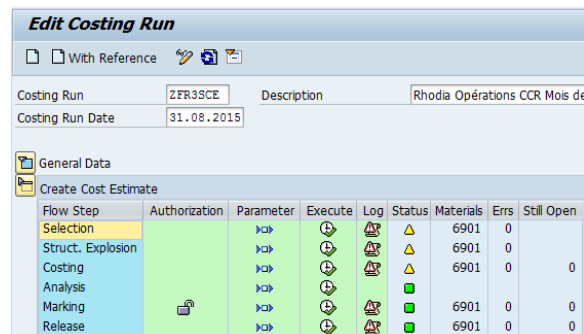
1. Click on  in the column **"Execute" / line "Release"**
2. Enter the starting date and time

The costing is planned to be released the **1st day of the month during the night**. The time depends on the company code.



STEP 4

- Check at D1 if the job run:
 - In **SM37**;
 - And inside of **CK40N** in Log.



Flow Step	Authorization	Parameter	Execute	Log	Status	Materials	Er	Still Open
Selection					Yellow Triangle	6901	0	
Struct. Explosion					Yellow Triangle	6901	0	
Costing					Yellow Triangle	6901	0	0
Analysis					Green			
Marking					Green	6901	0	0
Release					Green	6901	0	0