

KK88 - Actual Settlement

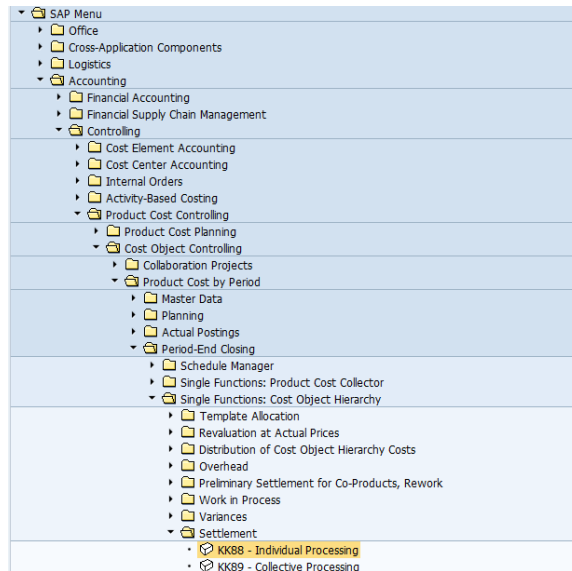
This transaction makes the settlement of the delta calculated on KKP5, allocating them to the profit centers of the materials.

STEP 1

Start the transaction using the menu path or transaction code KK88

Double-click

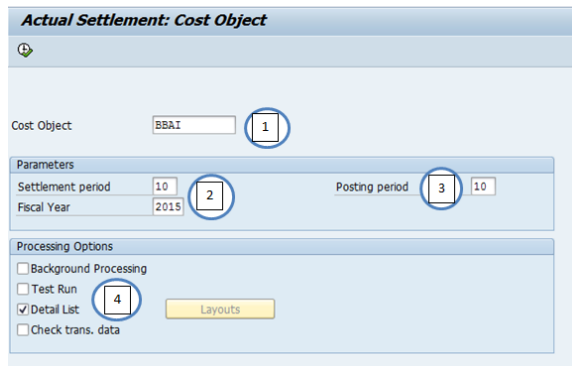
•  KK88 - Individual Processing



STEP 2

1. Enter a cost object hierarchy
2. Enter the closing period and the fiscal year
3. Enter the posting period
4. Unflag "Test Run" and flag "Detail lists".



Execute 



STEP 3



A list is generated

The list contains the messages concerning the result of the executed transaction.

 If needed or requested, the variances by material can be displayed, clicking on 

After this transaction all the cost collectors (production orders) must be balanced.

Actual Settlement: Cost object Basic list

 		
Selection		
With hierarchy	X	
With orders for cost objects	X	
Cost object	BBA1	BBA1
Period	001	
Posting period	001	
Fiscal year	2006	
Posting date	31.01.2006	
Controlling area	CHEF	ERP SOLVAY
Currency	EUR	Euro
Value date	31.01.2006	
Processing options		
Execution type	Settlement executed	
Processing mode	Test run	
Result		
Processing completed with no errors		
Processing category	Number	
Settlement executed	25	
No change	41	
Not relevant		
Inappropriate status		
Error		
* Objects selected	66	

Click on  to leave