

# CK75N - Specific case between ZFR3 and ZFR9

PERIODICITY

RESPONSABILITY

SPECIFIC PROCEDURE

After Standard Cost Estimate of Butachimie (ZFR9) is OK:

1: Transaction **CK40N**

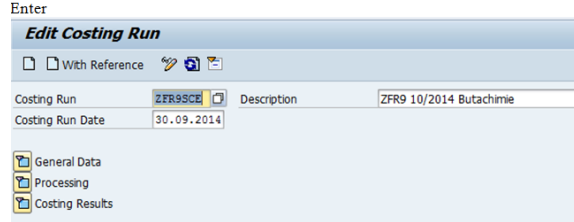
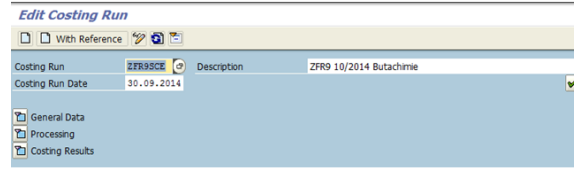
Check Costing Run = **ZFR9SCE**

Check Costing Run Date = last day of the current month

2: Enter in transaction and click on "Results" and then on "Analysis"

This procedure should be executed before run CK40N under controllers request. For the specific case between ZFR3 and ZFR9 procedure should be executed on D-3, after the Standard Cost Estimate for company ZFR9 (BUTACHIMIE) is completed.

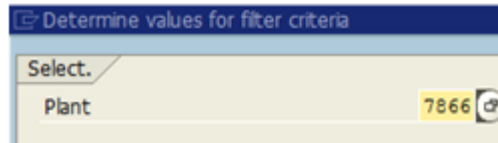
SBS-RtR-SC runs transaction CK75N to insert material additive costs. Rerun costing run (CK40N).



The screenshot shows the 'Analysis' table in SAP. The table has columns for Plant, Material, Material Description, Lot Size, per, Unit, Costing Ra, Val. MatMs, and VC. The data is as follows:

Plant	Material	Material Description	Lot Size	per	Unit	Costing Ra	Val. MatMs	VC
7866	11644	TBC 85% WATER METAL DRUM 200KG	1.000	1.	KG	9.060,00	9.060,00	9.060,00
7866	13796	RSL 414 200KG FUT FE	1.000	1.	KG	4.413,67	4.413,67	4.413,67
7866	22052	ALLIAGE RAMEY 50 VRAC	1.000	1.	TO	8.818.360	8.818.360	8.818.36
7866	22645	RSL ANTM 414 FUT PLAST CUB 25KG	1.000	1.	KG	5.169,99	5.169,99	5.169,99
7866	48488	PHOSPHORUS TRICHLORIDE-BULK	1.000	1.	KG	1.700,00	1.700,00	1.700,00
7866	58321	ACETONE 225L 150/161KG FUT	1.000	1.	KG	1.271,73	1.271,73	1.271,73
7866	58323	HYPOCHLORITE SODIUM 47/50% 800L	1.000	1.	KG	180,00	180,00	180,00
7866	61090	BUTADIENE VRAC	1.000	1.	TO	1.143.000	1.352.000	1.143.00
7870	61090	BUTADIENE VRAC	1	1	TO	1.143,00	1.352,00	1.143,00
7872	61090	BUTADIENE VRAC	1.000	1.	TO	1,00	1,00	1,00
7873	61090	BUTADIENE VRAC	1.000	1.	TO	1,00	1,00	1,00
7906	61090	BUTADIENE VRAC	1.000	1.	TO	1,00	1,00	1,00
8106	61090	BUTADIENE VRAC	1.000	1.	TO	1.143.000	1.352.000	1.143.00
7866	61099	CYCLOHEXANE VRAC	1.000	1.	TO	1.110.000	1.167.000	1.110.00
7866	61107	ACIDE PHOSPHORIQUE 75% TECH VRA	1.000	1.	TO	711.783,3	709.951,0	711.783,3
7866	61146	MOUSSE DE PLATINE 99.95% CAISSE B	1.000	1.	G	35.778,05	35.778,07	35.778,0

Click on Filter by plant 7866:



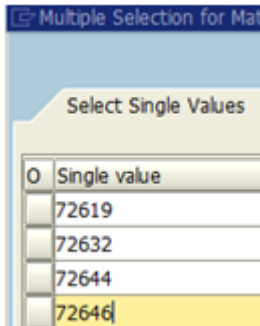
Filter by the materials below:

72619 ADN

72632 HMD 100%

72644 HMD 90%

72646 HMD Brut



3: Double click on each material:

Plant	Material	Material Description	Lot Size	per Unit	Costing Re	Val. MatMs	VC
7866	72619	ADIPONITRILE VRAC	1.449	1...	TO 2.182.234...	2.410.910...	1.926.31...
7866	72632	HEXAMETHYLENEDIAMINE 100% VRAC	469	100	TO 771.091,7...	840.579,1...	665.778...
7866	72644	HEXAMETHYLENEDIAMINE 90% VRAC	1.000	1...	TO 1.479.989...	1.613.353...	1.277.89...
7866	72646	HEXAMETHYLENEDIAMINE BRUTE VRAC	1.000	1...	TO 1.392.605...	1.527.203...	1.243.53...

! For the materials (72619 and 72632) in which the lot size is different of 1000 TO select Cost Based on "User Entry" and insert 1000 TO in th quantity. Give an «Enter»

Material: 72619 ADIPONITRILE BULK  
Plant: 7866

Costing Data Dates Qty Struct. Valuation History Costs

Costs Based On User Entry 1.000 TO

Cost Component View	Total Costs	Fixed Costs	Variable	Currency
Cost of goods manufactur...	1.506.027...	176.615...	1.329.412...	EUR
Cost of goods sold	1.506.027...	176.615...	1.329.412...	EUR
Sales and administration c...	0,00	0,00	0,00	EUR
Inventory (commercial)	1.506.027...	176.615...	1.329.412...	EUR
Inventory (tax-based)	1.506.027...	176.615...	1.329.412...	EUR

Cost of goods manufactured

Click on

Cost Components for Material 72619 Plant 7866

Cost Comp.	Name of Cost Comp.	Overall	Fixed	Variable	Crcy	Group	Name of Group 1
100	Raw Materials	1.018.002,60		1.018.002,60	EUR	10	VC
110	Tot Manufacturing	304,69		304,69	EUR	10	VC
120	Utilities - VC	311.104,95		311.104,95	EUR	10	VC
		<b>1.329.412,24</b>		<b>1.329.412,24</b>	EUR	10	
200	Labor Costs	29.832,22	29.832,22		EUR	20	FC
210	Supplies & Misc.				EUR	20	FC
220	Maintenance	80.522,24	80.522,24		EUR	20	FC
230	Overheads				EUR	20	FC
240	Utilities -FC				EUR	20	FC
		<b>110.354,46</b>	<b>110.354,46</b>		EUR	20	
300	Deprecation	66.261,04	66.261,04		EUR	30	DEP
310	N/A				EUR	30	DEP
		<b>66.261,04</b>	<b>66.261,04</b>		EUR	30	
		<b>1.506.027...</b>	<b>176.615,50</b>	<b>1.329.412,24</b>	EUR		

4: Go to Transaction CK75N and insert the same material with plant 7852

Change Additive Costs

Material: 72619  
Plant: 7852

Costing Data

Costing Variant: ZFO  
Costing Version: 1  
Valid On: 01.10.2014

Cost Estimates

Choose costing variant «ZFO» with costing version 1 valid on first day of the next month

Give an Enter » Click on

Change Additive Costs

Material: 72619 ADIPONITRILE BULK  
Plant: 7852

Costing Data Dates Valuation History Costs

Costs Based On Costing Lot Size 1.000 TO

Cost Component View	Total Costs	Fixed Costs	Variable	Currency
Cost of goods manufactur...	1.393.342...	172.485...	1.220.857...	EUR
Cost of goods sold	1.393.342...	172.485...	1.220.857...	EUR
Sales and administration c...	0,00	0,00	0,00	EUR
Inventory (commercial)	1.393.342...	172.485...	1.220.857...	EUR
Inventory (tax-based)	1.393.342...	172.485...	1.220.857...	EUR

Cost of goods manufactured

5: Modify costing components based on CK40N amounts of ZFR9 costing run as shown.



**On line Raw Materials.**  
insert the amount found in **CK40N** less 1 € (is the commercial price in material master), which is already added.

The lines **Main d'œuvre / entretien / amortissement** normally are fixed for the entire year.

Modifier CCR unitaire : écran de synthèse - 1

Arche 17419 ADIPONITRILE VRAC

Postes de CCR - vue de base

El. P. Poste / C. Ressource	Div./...	Or...	Quantité	U...	Valeur - totale	Description	Prx - total	Mat. Insc. comp...	Gr...	El...	P	Prx - fixe
1M			1,000,000		1,018,001.60	Matieres	1,018,001.60	1,000	98150974		100	
2V			1,000,000		304.69	Boisage	304.69	1,000	98150960		110	
3V			1,000,000		311,104.95	USBAs	311,104.95	1,000	99436000		120	
4V			1,000,000		29,832.22	main d'oeuvre	29,832.22	1,000	99430020		200	29,832.22
8V			1,000,000		80,522.24	entretien	80,522.24	1,000	99430120		220	80,522.24
6V			1,000,000		66,261.04	amortiss	66,261.04	1,000	99438000		300	66,261.04

Cost of goods manufactured

Cost Components for Material 72632 Plant 7866

Cost Comp.	Name of Cost Comp.	Overall	Fixed S.	Variable Qty.	Group	Name of Group S.
100	Raw Materials	1,018,001.60	1,018,001.60	EUR	10	VC
110	Total Manufacturing	304.69	304.69	EUR	VC	VC
120	USBAs - VC	311,104.95	311,104.95	EUR	VC	VC
		<b>1,329,412.24</b>	<b>1,329,412.24</b>	EUR	10	
200	Labour Costs	29,832.22		EUR	20	FC
210	Supplies & Misc.			EUR	FC	FC
220	Maintenance	80,522.24	80,522.24	EUR	FC	FC
230	Overheads			EUR	FC	FC
240	USBAs - FC			EUR	20	FC
		<b>110,354.46</b>	<b>110,354.46</b>	EUR	20	
300	Depreciation	66,261.04	66,261.04	EUR	30	DEP
310	R&D			EUR	30	DEP
		<b>66,261.04</b>	<b>66,261.04</b>	EUR	30	
		<b>1,506,805.55</b>	<b>1,506,805.55</b>	EUR		

Ensure the price is the same as shown in **CK40N** – Total Price and Fixed Price must be equal.

Save » We return to the previous screen, Save again and check confirmation message of saving on 01.01.2007. Company ZFR3 costing run can now be rerun in transaction CK40N.

**RERUN ZFR3 COSTING RUN**

After the materials cost components have been modified, it is necessary to rerun the first 4 steps of the standard cost estimate costing run in transaction CK40N in order to update the materials costing result and the information is available to the controller.

The Costing Results of the materials in plants 7866 and 7852 should match.

Please note that for materials 72632 and 72619 the lot size is different, but if you compare with same costing lot size of 1.000 the results should match.

Prx - total	Bas...	Nat. comp...	Gr...	El...	P	Prx - fixe
1,018,001.60	1,000	98150974			100	
304.69	1,000	98150960			110	
311,104.95	1,000	99436000			120	
29,832.22	1,000	99430020			200	29,832.22
80,522.24	1,000	99430120			220	80,522.24
66,261.04	1,000	99438000			300	66,261.04

After the operation is complete:

Create Cost Estimate

Flow Step	Authorization	Parameter	Execute	Log	Status	Materials	Er...	Still Open
Selection		»	⬇	⚠	⚠	7580	0	
Struct. Explosion		»	⬇	⚠	⚠	7580	0	
Costing		»	⬇	⚠	⚠	7580	0	0
Analysis		»	⬇	⬆	⬆			

Plant	Material	Material Description	%Var. cos	Lot Size	per Unit	Costing Result
7866	72632	HEXAMETHYLENEDIAMINE 100% BULK	2,34-	469	100 TO	674.137,71
7866	72644	HEXAMETHYLENEDIAMINE 90 % BULK	2,34-	1.000	1.000 TO	1.294.190,28
7866	72619	ADIPONITRILE BULK	2,35-	1.465	1.000 TO	1.936.937,52
7866	72646	HEXAMETHYLENE DIAMINE CRUDE BULK	2,39-	1.000	1.000 TO	1.213.869,92

Plant	Material	Material Description	%Var. cos	Lot Size	per Unit	Costing Result
7852	72632	HEXAMETHYLENEDIAMINE 100% BULK	2,34-	1.000	1... TO	1.437.393,84
7852	72644	HEXAMETHYLENEDIAMINE 90 % BULK	2,34-	1.000	1... TO	1.294.190,28
7852	72619	ADIPONITRILE BULK	2,35-	1.000	1... TO	1.322.141,65
7852	72646	HEXAMETHYLENE DIAMINE CRUDE BULK	2,39-	1.000	1... TO	1.213.869,92