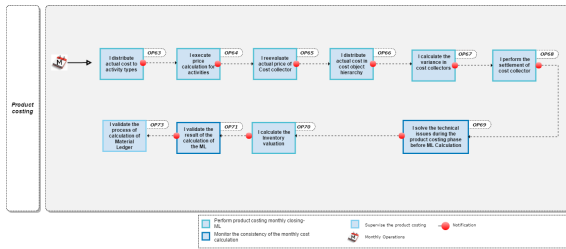


I execute price calculation for activities

Process: **Product Costing**

Responsibility area: **Perform product costing monthly closing**



Scope

PF2

WP2

Frequency

Monthly

References

• [OP.064](#)

• [OP.064](#)

Attachments

N/A

[OP.063](#) << I execute price calculation for activities >> [OP.065](#)



Reverse of the Product Costing

In case of the need to reverse product costing, we should start reversing the transactions from the end to the beginning.

We only need to reverse the transaction that have this option:

KK88 (For the companies using production orders, the transaction is CO88)

KKP5

KKPX

KKN1 (For the companies using production or process orders, the transaction is CON2)

KSII and KKS2 is not possible to reverse.

Important:

After performing the reverse of the necessary transactions we must re-run the product costing process according with the sequence explained in **Responsibility area: Perform product costing monthly closing**

All transactions must be executed again, even the ones that haven't been reversed (KSII and KSS2). The system recalculates the related figures without having the need to reverse these steps of the process.

Guideline

To be performed after KSS2



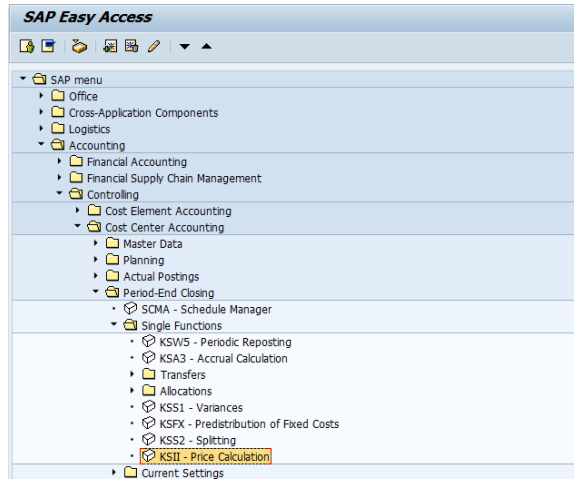
- Based on KSS2, KSII calculates the actual price for the activities ZF* and ZZ*.
- The actual costs posted on each production cost center are splitted by the actual quantities, for all activity types.
- Until the end of this transaction no postings are done.

STEP 1

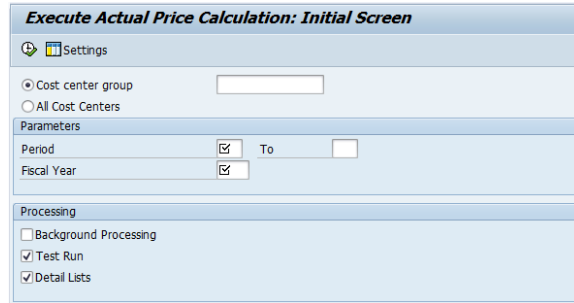
Start the transaction using the menu path or transaction code **KSII**

Double-click

KSII - Price Calculation



i Execute Actual Price Calculation: Initial Screen



STEP 2

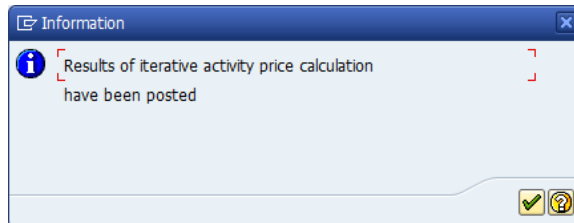
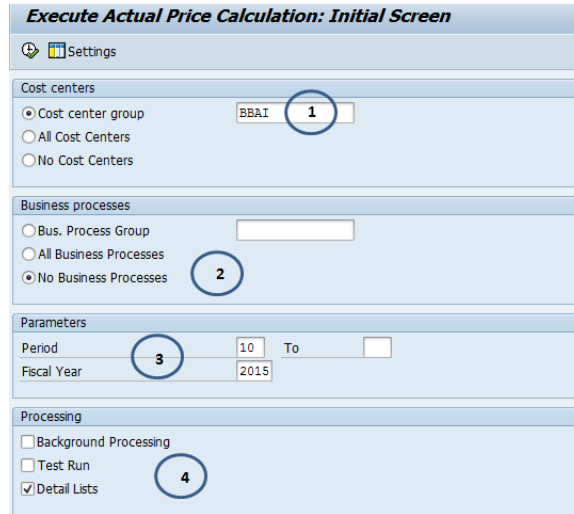
1. Enter a cost centers group or use a variant

! Never mark "all cost centers"

2. Mark "No business processes"
3. Enter the closing period and the fiscal year
4. Unflag "Test Run" and keep "Detail Lists"

Execute

An information frame appears. Go ahead with



STEP 3


A list is generated

The list shows the result of the operation.

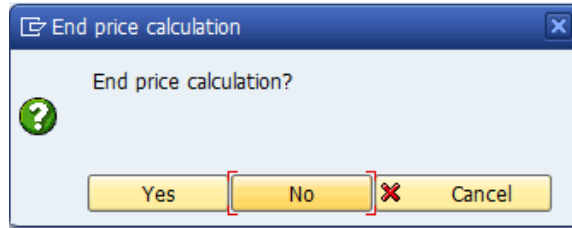
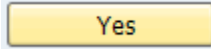
Cost Ctr	ActTyp	Activity Quantity	Total price	Price (Fixed)	PUnit
D332482500	ZZPROD	372.593	3,050.45	3,050.45	100
D332482600	ZZPROD	372.593	9,468.53	9,468.53	1000

The control cost by activity type, determined in step 1, are divided by the actual activity quantities and the result shows the actual prices per activity type.

Planned prices for the activities are not shown here.

Click on  to leave the transaction

A message is displayed to end price calculation. Click on

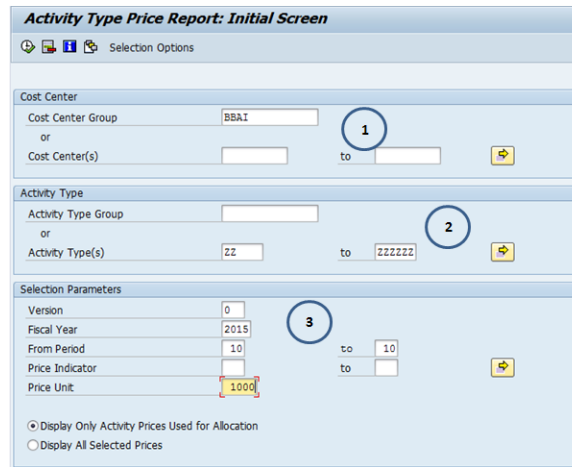


STEP 1

Check the activity rates with the transaction KSBT

1. Enter the cost center group:
For PF1 same as in KSII
For WP1 PPPP-1
2. Enter a range of activity types (for PF1)
3. Enter the version '0'
4. Enter the Fiscal Year and the Period
5. Enter price unit 1000
6. Mark 'display only activity prices used for allocations'

Execute 



STEP 2

For PF1:

The reports shows the actual and the planned activity price per cost center in 2 different lines:

In the last column the price indicator 'Pr1' represents:

'3' = planned price

'5' = actual price

For WP1:

A report is displayed with the list of activity rates

Activity Type Price Report: Overview Screen

Cost Center Group: BBAI
Activity Type: 22, 10, 222222
Version: 0 Plan/Act - Version
Fiscal Year: 2015
Period: 9 To 9
Price unit: 1000

COOY	Total price	Variable pri.	Price (Fixed)	Cost Center	ActTyp	Cost ctr short text	Act. Type short text	A	V	A	OSBal	Fix+Var	Vol. price	Pr1
EUR	0,00	0,00	0,00	00004000	ZZBPR	Verpackung H20	Depreciation	KG	1	P	EUR	0,00	0,00	0,00 3
EUR	0,00	0,00	0,00		ZZBCK	Verpackung H20	Depreciation	KG	4	A	EUR	0,00	0,00	0,00 5
EUR	0,00	0,00	0,00		ZZBCK	Verpackung H20	FRIED COSTS PACK	KG	1	P	EUR	0,00	0,00	0,00 3
EUR	0,00	0,00	0,00		ZZBCK	Verpackung H20	FRIED COSTS PACK	KG	4	A	EUR	0,00	0,00	0,00 5
EUR	0,00	0,00	0,00		ZZBROD	Verpackung H20	FRIED COSTS PRO	KG	1	P	EUR	0,00	0,00	0,00 3
EUR	0,00	0,00	0,00		ZZBROD	Verpackung H20	FRIED COSTS PRO	KG	4	A	EUR	0,00	0,00	0,00 5
EUR	0,00	0,00	0,00		ZZBVAR	Verpackung H20	VARIABLE COST P	KG	1	P	EUR	0,00	0,00	0,00 3
EUR	0,00	0,00	0,00		ZZBVAR	Verpackung H20	VARIABLE COST P	KG	4	A	EUR	0,00	0,00	0,00 5

Cost Center	Cost ctr short text	ActTyp	Act. type short text	A...	Pr1	ObCur	Fx+vbl.price	OCrey
8035-1000	NAHYPO	AMO	DIRECT DEPN	H	1	CNY		143.64
	NAHYPO	MACHI	DIR FIX O/H (CNP)...	H	1	CNY		555.62
	NAHYPO	MANHO	Direct Labour	H	1	CNY		246.06
8035-1001	HPA	AMO	DIRECT DEPN	H	1	CNY		59.96
	HPA	MACHI	DIR FIX O/H (CNP)...	H	1	CNY		275.07
	HPA	MANHO	Direct Labour	H	1	CNY		97.13
8035-1002	PA	AMO	DIRECT DEPN	H	1	CNY		92.59
	PA	MACHI	DIR FIX O/H (CNP)...	H	1	CNY		161.36
	PA	MANHO	Direct Labour	H	1	CNY		97.35
8035-1003	THPX	AMO	DIRECT DEPN	H	1	CNY		97.16
	THPX	MACHI	DIR FIX O/H (CNP)...	H	1	CNY		230.02
	THPX	MANHO	Direct Labour	H	1	CNY		36.21
8035-1004	TCP	AMO	DIRECT DEPN	H	1	CNY		140.13
	TCP	MACHI	DIR FIX O/H (CNP)...	H	1	CNY		406.18
	TCP	MANHO	Direct Labour	H	1	CNY		236.05
8035-1005	Packaging		Direct Labour	H	1	CNY		362.45

In case of blocking error (they could delegate in IT), or solve directly in case of minor errors



Transaction KSII is not possible to be reversed. Please **never** reset KSII.

For recalculation of figures please just rerun again.