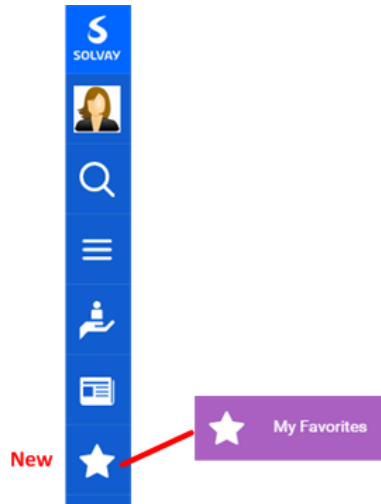


What is My Favorites feature?



Key features:


- You can now add interesting/important information into your Favorites
- This page is dedicated to your profile
- In your Favorites page:
 - You can see a list of articles added from **ONE**
 - You can have a quick access to all GDocs added in your **Drive** Starred

Go to My Favorites page by clicking on the icon found in the toolbar.



Two sources:

1. ONE



SBS Services Centers and Regional Offices: more than changing their names


New user-friendly SBS Procure to Pay (PtP) portal rolled out

Crisis management: Portugal's massive Legionella outbreak

SAP Single Sign On (SSO) project launched in quarter 4 of 2015!

List of ONE
articles in My
Favorites

2. DRIVE



Solweb 3 Marketing - Technical Assessment - Systems, data and administration processes

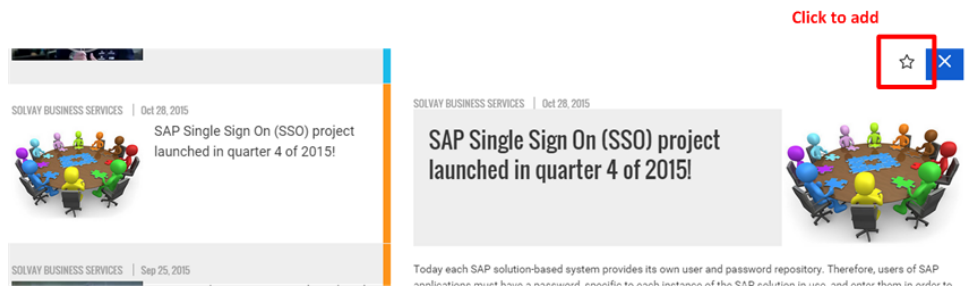
Long lasting cookies testing

Application statistics

List of DRIVE
Starred in My
Favorites

From quickview, you can see a "Star" icon.

Click on the icon and the article will be added to your list of Favorites.



Or when in detail page, in the content toolbar, you can also see a "Star" icon.

Click on the icon and the article will be added to your list of Favorites.

Click to add



The screenshot shows a news article titled "SAP Single Sign On (SSO) project launched in quarter 4 of 2015!". The article is dated Oct 28, 2015. In the top right corner of the article content area, there is a toolbar with three icons: a star, a printer, and an email icon. The star icon is highlighted with a red square. On the left side of the page, there is a vertical blue sidebar with several icons, including a star icon at the bottom.

Go to My Favorites page by clicking on the icon found in the toolbar.



Warning

If you click on the "X" to remove an item from your Favorites, it's instantly removed from your profile.
Be very sure before clicking!

In My Favorites page, click on "X" of the article that you want to remove.

Source of your favorites:

ONE Drive

Click « X » to remove


SBS Services Centers and Regional Offices: more than changing their names	X
New user-friendly SBS Procure to Pay (PtP) portal rolled out	X
Crisis management: Portugal's massive Legionella outbreak	X
SAP Single Sign On (SSO) project launched in quarter 4 of 2015!	X

The screenshot shows the "My Favorites" page. At the top, there are two buttons: "ONE" (highlighted with a red box) and "Drive". Below this is a list of four favorite articles. Each article has a title and a small "X" icon in a red box on the right side, indicating it can be removed. The first article is "SBS Services Centers and Regional Offices: more than changing their names". The second is "New user-friendly SBS Procure to Pay (PtP) portal rolled out". The third is "Crisis management: Portugal's massive Legionella outbreak". The fourth is "SAP Single Sign On (SSO) project launched in quarter 4 of 2015!".

Or from quickview, you can see already a highlighted "Star" icon.

Click on the icon again and the article will be removed to your list of Favorites.

Click to remove



The screenshot shows a quickview article titled "SAP Single Sign On (SSO) project launched in quarter 4 of 2015!". The article is dated Oct 28, 2015. In the top right corner of the article content area, there is a toolbar with two icons: a star and an "X" icon. The star icon is highlighted with a red square. On the left side of the page, there is a vertical blue sidebar with several icons, including a star icon at the bottom.

Or when in detail page, in the content toolbar, you can also see already a highlighted "Star" icon.

Click on the icon again and the article will be removed from your list of Favorites.

Click to remove



The screenshot shows a web article page. At the top right, there is a red text label "Click to remove" above a toolbar containing a star icon, a share icon, and an email icon. The star icon is highlighted with a red square. On the left side, there is a blue vertical navigation bar with icons for search, menu, home, document, and star. The article content includes the following text:

SOLVAY BUSINESS SERVICES | Oct 28, 2015

Solvay Business Services

SAP Single Sign On (SSO) project launched in quarter 4 of 2015!



Today each SAP solution-based system provides its own user and password repository. Therefore, users of SAP applications must have a password, specific to each instance of the SAP solution in use, and enter them in order to access the application. Those passwords are in addition to those they might already have for accessing other IT systems in the environment

Requiring users to have multiple passwords has significant drawbacks: