

WP2 - Report ZWOCO050

STEP 1

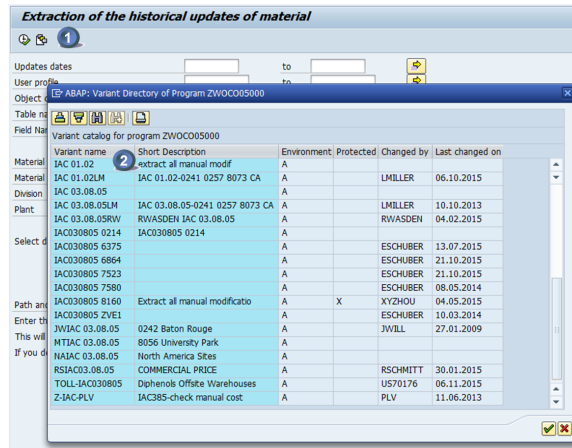
Start the transaction **ZWOCO050**

Select the Layout

1. Select Layout by clicking on

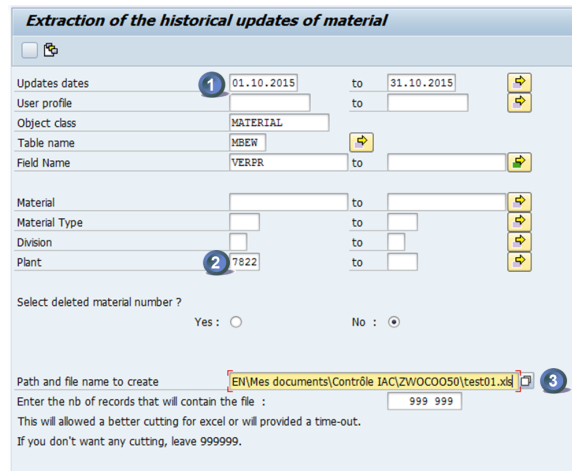


2. Click on **IAC 01.02**



STEP 2

1. enter the period
2. enter a plant or a list of plants
3. click on to enter the path & the file name



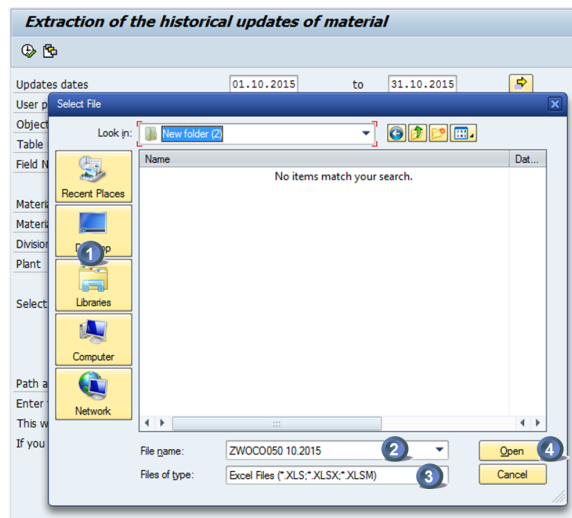
Confirm 4 tables codes in "Field Name"

| | |
|-------|-------|
| VERPR | BEPH1 |
| BWPRH | VJBWH |

STEP 3

Upload the file in excel

1. choose the folder where you want to save the file
2. enter the file name
3. Select "Excel files" in files of type



STEP 4

Execute



It may result in a long runtime

Extraction of the historical updates of material

Updates dates: 01.10.2015 to 31.10.2015

User profile: to

Object class: MATERIAL

Table name: MBEN

Field Name: VERPR to

Material: to

Material Type: to

Division: to

Plant: 7822 to

Select deleted material number ?
Yes : No :

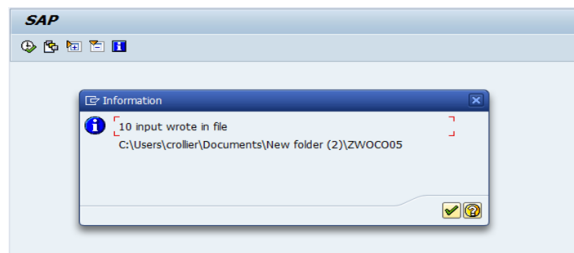
Path and file name to create: C:\Users\croller\Documents\New folder (2)\ZWOCO050 1

Enter the nb of records that will contain the file : 999 999

This will allowed a better cutting for excel or will provided a time-out.
If you don't want any cutting, leave 999999.

STEP 5

There is an information message that informs that inputs were written in the file



STEP 7

The report was saved in excel

Each line of the file has to be justified with the following reason code :

1. Co-product /Sold waste /Recycled material
2. Integrated FIFO
3. Wrong Material file purchase info
4. Erroneous reception
5. Other (detailed explanation to be provided)

Save the file

Example

Material 64569 Blocs exutoire vrac was modified on July, 2nd

The old value was 550 € / T, the new value is 650 € / T

This material is a waste, that's the reason why it has a commercial price. The reason code that corresponds to this modification is the first one : 1-Co-product /Sold waste/Recycled material.

| Material | Description | Material type | Plant | Table name | Field code | Field name | update date | Old value | New value |
|----------|---------------------|---------------|-------|------------|------------|---------------------------------------------------|-------------|-----------|-----------|
| 64569 | BLOCS EXUTOIRE VRAC | MAAT | 7822 | MBEN | VERPR | Evaluation price based on commercial law, level 1 | 02.07.2009 | 550.00 | 650.00 |

STEP 8

Insert the file ZWOCO050 in the file IAC 01.02 of the month

1. Select "insert"
2. Click on "Object"
3. Select "Create from File"
4. Click on "Browse" and select the file
5. Check "Display as icon"
6. Click on OK

