

Cycles rules

Assessment cycles

i An **assessment cycle** is used in SAP to assign all primary cost elements and secondary cost elements from a sending cost center to the receiver cost center. When you want to transfer costs from one cost center to another through an assessment cycle, sap use a **secondary cost element** and accumulates all the primary cost and secondary cost and send it to the receiving cost center.

Definition

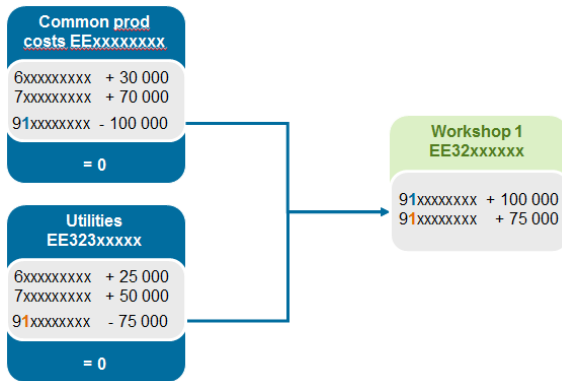
An **assessment cycle** is used in SAP to assign all primary cost elements and secondary cost elements from a sending cost center to the receiver cost center. When you want to transfer costs from one cost center to another through an assessment cycle, sap use a **secondary cost element** and accumulates all the primary cost and secondary cost and send it to the receiving cost center.

PF1

In PF1, assessment cycles are used to:

- Allocate common production & utilities cost centers to Workshops cost centers (EE32xxxxxx or EE193xxxxx)

The codification of the **secondary cost element** to be used is: 91xxxxxx
xxxx

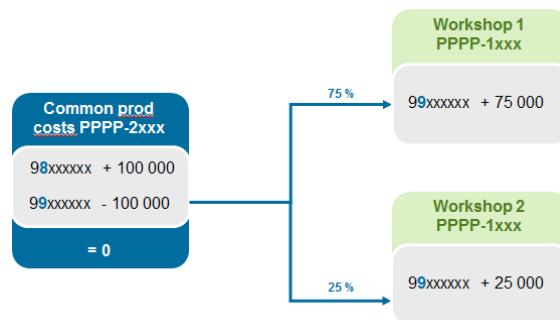


WP1

In WP1, assessment cycles are used to:

- Allocate common production cost centers (PPPP-2xxx) to Workshops cost centers (PPPP-1xxx)

The codification of the **secondary cost element** to be used is: 99xxxxxx
xx



Maintenance of cycles in SAP

SAP transactions

- KSU1 - Create Actual Assessment Cycle
- KSU2 - Change Actual Assessment Cycle
- KSU3 - Display Actual Assessment Cycle

Example

- Cycles PF1 - Example

List of cycles

PF1

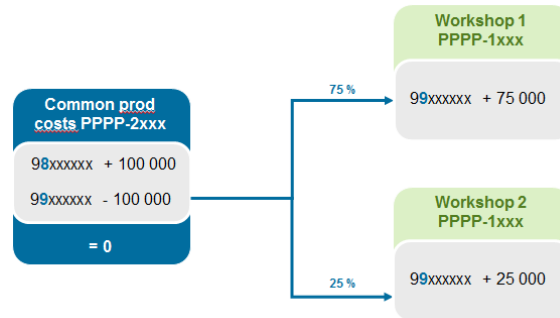
- IAS19 PF1 - cycle CCCCDV
- Restructuring PF1 - cycle CCCCR2
- Restructuring PF1 - cycle CCCCRT

WP1

- IAS19 WP1 - cycle CCCC19
- Restructuring WP1 - cycle CCCCR2
- Restructuring WP1 - cycle CCCCRT
- Cycles - codification WP1

- Cycle insurance WP1

In WP1, assessment cycles are used to allocate common production cost centers (PPPP-2xxx) to Workshops cost centers (PPPP-1xxx)



COPA Assessment cycle

i COPA Assessment cycle assesses costs from a Cost Center to COPA Value Fields.

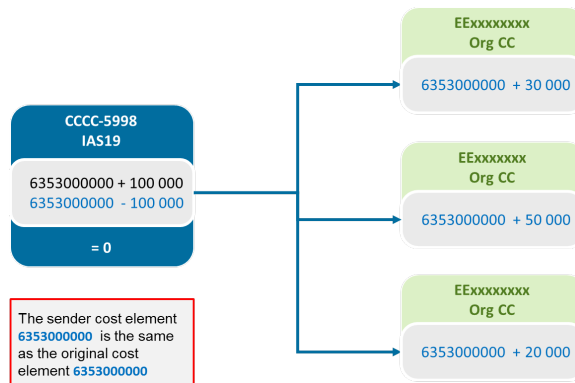
In PF2, the P&L is built in COPA, cost centers are assessed to a value field in COPA with a secondary cost element 98xxxxxxx

In WP2, the P&L is built in COPA, cost centers are assessed to a value field in COPA with a secondary cost element 994299xx

Distribution cycle

i A **distribution cycle** is used in SAP to transfer primary costs from a sender cost center to receiving controlling objects. The original cost element remains the same.

In PF1, distribution cycles are used for IAS 19



When you create a cycle to distribute corporate IAS19 costs in PF1, you must follow the following steps:

STEP 1

Create a distribution cycle with KS V1 - Create Actual Distribution Cycle

1. Cycle = CCCCDDV
2. Start Date = 01.01.20YY to 31.12.20YY
3. Text = Distribution (IAS19)

STEP 2

Only one segment needs to be created

1. Segment name = EE800IAS19
2. Segment description = IAS 19 BFC Dotation
3. Sender values =
 - Sender rule: Posted amounts
 - Share in %: 100
 - Act. vals
4. Receiver tracing factor
 - Receiver rule: Variable portions
 - Var.portion type: Actual costs
 - Scale Neg. Tracing Factors: No scaling
5. Sender cost center = EE 800IAS19
6. Sender cost elements group = ZS O-P20010
7. Receiver cost centers group = E_CCCC (= all cost centers of the company)

8. Cost Element Group = IASSERV

SAVE

Sender	From	To	Group
Cost Center	SM800IAS19		
Cost Element			ZSO-P20010
Cost Object			
Receiver			
Order			
Cost Center			E_0001
Cost Object			
WBS element			
Business entity			
Property			
Building			
Settlement unit			

Distribution cycles are used for:

When you create a cycle to distribute corporate insurance costs in WP1, you must follow the following rules

STEP 1

Create a distribution cycle with KSV1

1. Cycle = CCCCIN
2. Start Date = 01.01.20YY to 31.12.20YY
3. Text = Corporate Insurance Cycle
4. Uncheck "Iterative"

STEP 2

Create 8 segments detailed below

Detail of each segment

1 Segment name	2 Segment description	3 Var.portion type	4 Cost center	5 Cost element	6 Cost center	7 Stat. key fig.
98300259	D&O/EPL Liability	Actual Statistical Key Figures	CCCC-5998	98300259	CCCC	LIAB
98300252	Property			98300252		PROP
98300255	Broker Fees/Comm			98300255		BRKR
98300256	Transport			98300256		TPT
98300253	Environmental			98300253		ENV
98300250	Crime			98300250		CRM
98300260	Credit			98300260		CRT
98300251	Liability (General and Excess)			98300251		LIAB

When you create a cycle to distribute corporate IAS19 costs in WP1, you must follow the following steps:

STEP 1

Create a distribution cycle with KS V1 - Create Actual Distribution Cycle

1. Cycle = CCCC19
2. Start Date = 01.01.20YY to 31.12.20YY
3. Text = IAS 19 Service Cost Allocation

STEP 2

Only one segment needs to be created

1. Segment name = CCCC-5998
2. Segment description = IAS 19 Service Cost Alloc
3. Sender values =
 - Sender rule: Posted amounts
 - Share in %: 100
 - Act. vals
4. Receiver tracing factor
 - Receiver rule: Variable portions
 - Var.portion type: Actual costs
 - Scale Neg. Tracing Factors: No scaling
5. Sender cost center = CCCC-5998
6. Sender cost elements group = ZSO-P20010
7. Receiver cost centers group = CCCC (= all cost centers of the company)

