

# Maintain Assessment Cycles

## Maintain Assessment Cycles



**i** This Responsibility Area is assigned to RtR Services Center

? Unknown Attachment

? Unknown Attachment

? Unknown Attachment

Training

[Training CPS Maintenance cycles](#)

### Description Responsibility Area & Process

## Assessment cycles

**i** An **assessment cycle** is used in SAP to assign all primary cost elements and secondary cost elements from a sending cost center to the receiver cost center. When you want to transfer costs from one cost center to another through an assessment cycle, sap use a **secondary cost element** and accumulates all the primary cost and secondary cost and send it to the receiving cost center.

### Definition

An **assessment cycle** is used in SAP to assign all primary cost elements and secondary cost elements from a sending cost center to the receiver cost center. When you want to transfer costs from one cost center to another through an assessment cycle, sap use a **secondary cost element** and accumulates all the primary cost and secondary cost and send it to the receiving cost center.

PF1

WP1

In PF1, assessment cycles are used to:

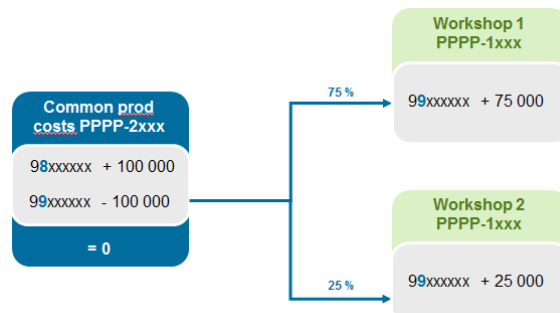
- Allocate common production & utilities cost centers to Workshops cost centers (EE32xxxxx or EE193xxxxx)

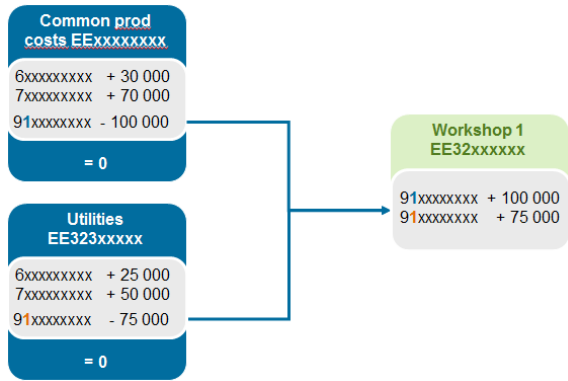
The codification of the **secondary cost element** to be used is: 91xxxx  
xxxxx

In WP1, assessment cycles are used to:

- Allocate common production cost centers (PPPP-2xxx) to Workshops cost centers (PPPP-1xxx)

The codification of the **secondary cost element** to be used is: 99xxxx  
xxxx





## Maintenance of cycles in SAP

### SAP transactions

- K SU1 - Create Actual Assessment Cycle
- K SU2 - Change Actual Assessment Cycle
- K SU3 - Display Actual Assessment Cycle

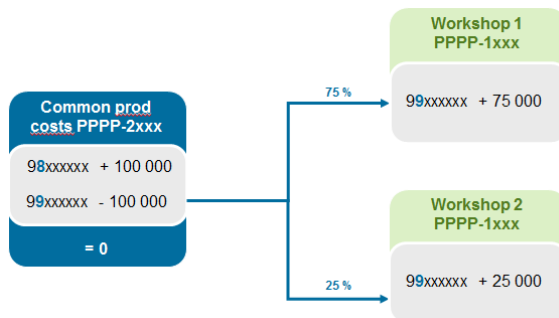
### Example

- Cycles PF1 - Example

### List of cycles

PF1	WP1
<ul style="list-style-type: none"> <li>• IAS19 PF1 - cycle CCCC DV</li> <li>• Restructuring PF1 - cycle CCCC R2</li> <li>• Restructuring PF1 - cycle CCCC RT</li> </ul>	<ul style="list-style-type: none"> <li>• IAS19 WP1 - cycle CCCC 19</li> <li>• Restructuring WP1 - cycle CCCC R2</li> <li>• Restructuring WP1 - cycle CCCC RT</li> <li>• Cycles - codification WP1</li> <li>• Cycle insurance WP1</li> </ul>

In WP1, assessment cycles are used to allocate common production cost centers ( PPPP-2xxx ) to Workshops cost centers ( PPPP-1xxx )



## COPA Assessment cycle



COPA Assessment cycle assesses costs from a Cost Center to COPA Value Fields.

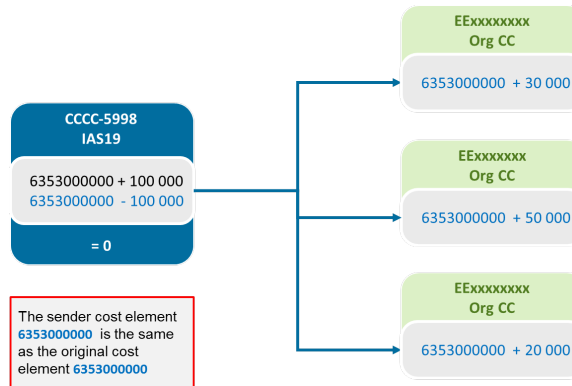
In **PF2**, the P&L is built in COPA, cost centers are assessed to a value field in COPA with a secondary cost element 98xxxxxxx

In **WP2**, the P&L is built in COPA, cost centers are assessed to a value field in COPA with a secondary cost element 994299xx

## Distribution cycle

**i** A **distribution cycle** is used in SAP to transfer primary costs from a sender cost center to receiving controlling objects. The original cost element remains the same.

In **PF1**, distribution cycles are used for IAS 19



When you create a cycle to distribute corporate IAS19 costs in PF1, you must follow the following steps:

### STEP 1

#### Create a distribution cycle with KSV1 - Create Actual Distribution Cycle

1. Cycle = CCCCDV
2. Start Date = 01.01.20YY to 31.12.20YY
3. Text = Distribution (IAS19)

The screenshot shows the SAP distribution cycle creation form. The Controlling Area is 'CHEF ERP SOLVAY'. The Cycle is '0001DV' (marked with 1) and the Status is 'Saved'. The Start Date is '01.01.2024' (marked with 2) and the End Date is '31.12.2024'. The Text is 'Distribution (IAS19/insurance)' (marked with 3). The Indicators section has 'Iterative' checked, 'Cumulative' unchecked, and 'Cumulated Opt' unchecked. The Field Groups section has 'Consumption' unchecked, 'Object Currency' checked, and 'Transaction Curren' unchecked.

### STEP 2

#### Only one segment needs to be created

1. Segment name = EE800IAS19
2. Segment description = IAS 19 BFC Dotation
3. Sender values =
  - Sender rule: Posted amounts
  - Share in %: 100
  - Act. vals

The screenshot shows the SAP segment configuration form. The Controlling Area is 'CHEF ERP SOLVAY'. The Cycle is '0001DV' and the Distribution (IAS19/insurance) is selected. The Segment Name is 'SM800IAS19' (marked with 1) and the Lock indicator is 'IAS19 BFC Dotation' (marked with 2). The Segment Header is selected. The Senders/Receivers section shows 'Sender rule' as 'Posted amounts' (marked with 3) and 'Share in %' as '100,00 %'. The Receiver tracing factor section shows 'Receiver rule' as 'Variable portions' and 'Var. portion type' as 'Actual costs' (marked with 4). The Scale Neg. Tracing Factors is 'No scaling'.

4. Receiver tracing factor

- Receiver rule: Variable portions
- Var.portion type: Actual costs
- Scale Neg. Tracing Factors: No scaling

5. Sender cost center = EE 800IAS19

6. Sender cost elements group = ZS O-P20010

7. Receiver cost centers group = E\_CCCC (= all cost centers of the company)

8. Cost Element Group = IASSERV

SAVE

Distribution cycles are used for:

When you create a cycle to distribute corporate insurance costs in WP1, you must follow the following rules

**STEP 1**

**Create a distribution cycle with KSV1**

1. Cycle = CCCCIN
2. Start Date = 01.01.20YY to 31.12.20YY
3. Text = Corporate Insurance Cycle
4. Uncheck "Iterative"

**STEP 2**

Create 8 segments detailed below

Name	Text	Sort Field	S	Sender Rule	R	Rec Rule	S
98300259	D&O/EPL Liability			1 Posted amou...	1	Variable po...	1
98300252	Property			1 Posted amou...	1	Variable po...	1
98300255	Broker Fees/Comm			1 Posted amou...	1	Variable po...	1
98300256	Transport			1 Posted amou...	1	Variable port1	1
98300253	Environmental			1 Posted amou...	1	Variable po...	1
98300250	Crime			1 Posted amou...	1	Variable po...	1
98300260	Credit			1 Posted amou...	1	Variable po...	1
98300251	Liability (General and Excess)			1 Posted amou...	1	Variable po...	1

No. of Segments: 8

### Detail of each segment

1	2	3	4	5	6	7
Segment name	Segment description	Var.portion type	Cost center	Cost element	Cost center	Stat. key fig.
98300259	D&O/EPL Liability	Actual Statistical Key Figures	CCCC-5998	98300259	CCCC	LIAB
98300252	Property			98300252		PROP
98300255	Broker Fees/Comm			98300255		BRKR
98300256	Transport			98300256		TPT
98300253	Environmental			98300253		ENV
98300250	Crime			98300250		CRM
98300260	Credit			98300260		CRT
98300251	Liability (General and Excess)			98300251		LIAB

Controlling Area: Z006 Rhoda Europe  
 Cycle: ZFR31R Corporate Insurance Cycle  
 Segment Name: 98300259 D&O/EPL Liability

1

2

Segment Header | Senders/Receivers | Sender Values | Receiver Tracing Factor

Sender values  
 Sender rule: Posted amounts  
 Share in %: 100.00  
 Receiver tracing factor  
 Receiver rule: Variable portions  
 Var.portion type: Actual Statistical Key Figures  
 Scale Neg. Tracing Factors: No scaling

3

Controlling Area: Z006 Rhoda Europe  
 Cycle: ZFR31R Corporate Insurance Cycle  
 Segment Name: 98300259 D&O/EPL Liability

Segment Header | Senders/Receivers | Sender Values | Receiver Tracing Factor

From: To: Group

Sender  
 Cost Center: ZFR3-5998  
 Cost Element: 98300259

Receiver  
 Order:  
 Cost Center:  
 Cost Object:  
 WBS Element:

4

5

6

Controlling Area: Z006 Rhoda Europe  
 Cycle: ZFR31R Corporate Insurance Cycle  
 Segment Name: 98300259 D&O/EPL Liability

Sender Values | Receiver Tracing Factor | Receiver Weighting Factors

Tracing Factor  
 Var.portion type: Actual Statistical Key Figures  
 Scale Neg. Tracing Factors: No scaling

Selection Criteria  
 From: to: Group

Stat. key fig.: LIAB  
 Activity Type:

7

When you create a cycle to distribute corporate IAS19 costs in WP1, you must follow the following steps:

#### STEP 1

### Create a distribution cycle with K SV1 - Create Actual Distribution Cycle

- Cycle = CCCC19
- Start Date = 01.01.20YY to 31.12.20YY
- Text = IAS 19 Service Cost Allocation

SAP Create Actual Distribution Cycle: Header Data

Attach segment More

Controlling Area: Z006 Solvay Europe  
 Cycle: ZFR319 Status: new  
 Start Date: 01.01.2025 To: 31.12.2025  
 Text: IAS 19 Service Cost Allocation

Indicators  
 Iterative  
 Cumulative  
 Cumulated Opt

Field Groups  
 Consumption  
 Object Currency  
 Transaction Curren

STEP 2

Only one segment needs to be created

1. Segment name = CCCC-5998

2. Segment description = IAS 19 Service Cost Alloc

3. Sender values =

- Sender rule: Posted amounts
- Share in %: 100
- Act. vals

4. Receiver tracing factor

- Receiver rule: Variable portions
- Var.portion type: Actual costs
- Scale Neg. Tracing Factors: No scaling

5. Sender cost center = CCCC-5998

6. Sender cost elements group = ZSO-P20010

7. Receiver cost centers group = CCCC (= all cost centers of the company)

STEP 3

8. Cost Element = 98320100 (=PS SALARIES)

SAVE

Unable to render {include} The included page could not be found.

### Costing Operating Procedure

by Frequency

by Costing Process

Content by label

There is no content with the specified labels

**Content by label**

There is no content with the specified labels

**Content by label**

There is no content with the specified labels

---

**by Scope**

**Content by label**

There is no content with the specified labels

**Content by label**

There is no content with the specified labels

**Content by label**

There is no content with the specified labels

## SAP Roles & Operations

### SAP Roles

? Unknown Attachment ZZ  
K-CST-SB

? Unknown Attachment ZS  
\_GRC\_IAC\_M022

### SAP Operations

**Error rendering macro 'contentbylabel'**  
parameters should not be empty

**Error rendering macro 'contentbylabel'**  
parameters should not be empty

**Error rendering macro 'contentbylabel'**  
parameters should not be empty

## Costing Rules

- [Rules - WP2 - Cost Center Standard hierarchy](#)
- [Rules - WP2 - Profit Center codification](#)
- [Rules - WP2 - Profit Center Standard hierarchy](#)

**Content by label**

There is no content with the specified labels