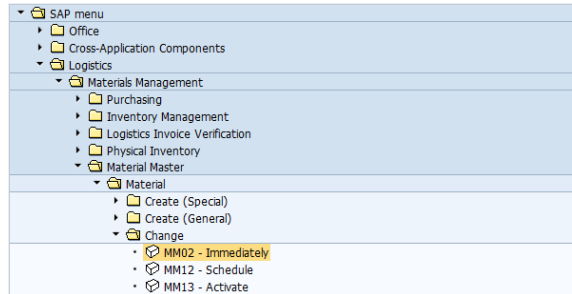
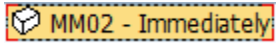


# MM02 - I change the costing & accounting view - General

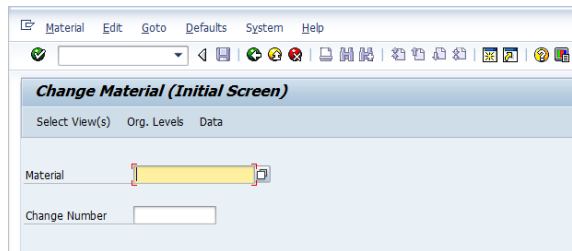
## STEP 1

Start the transaction using the menu path or transaction code MM02

Double-click



Create Material : Initial Screen

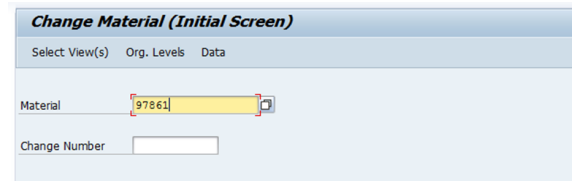


## STEP 2

Enter the material code



and

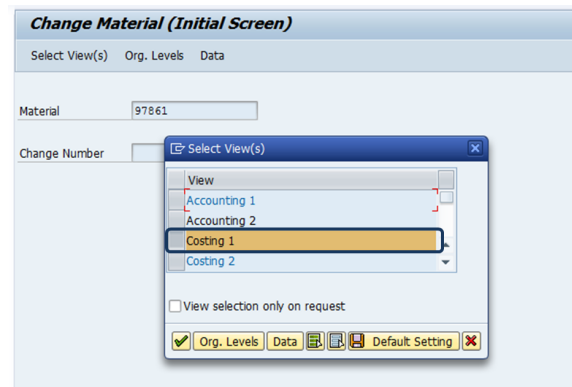


## STEP 3

Select the view to be updated



and

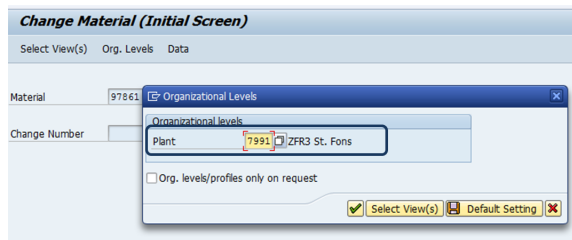


## STEP 4


Enter the plant code



and



## STEP 5

Perform the changes and save 

- A message confirms the change

Material 97861 changed