

# KKF6 - Create Product Cost Collector

**i** Cost collectors can only be created for finished products and semi finished product  
A cost collector is created for each production version

## STEP 1

- Use transaction code : **KKF6**

Enter:

- the material code
- the plant code
- the order type is always RM01

Enter ↵

**Create Product Cost Collector: Initial Screen**

Material  **1** F2 PURE @INT  
 Plant **2**  SLV-KR /ONSAN ULSAN  
 Production Process No   
 Order Type **3**

**Create Product Cost Collector: Initial Screen**

Material  F2 PURE @INT  
 Plant  SLV-KR /ONSAN ULSAN  
 Description  **1**  
 Order Type  Product cost collector  
 External order no.

**Characteristics for production process**

Production Process No  Creating production process  
 Short text   
 Costing Lot Size **2**  KG  
 Planning plant  SLV-KR /ONSAN ULSAN  
 Production Version  F2 RAW @INT **3**

**Data** **4**

Business Area	<input type="text" value="7630"/>	Cstg variant planned	<input type="text" value="ZSVN"/>
Profit Center	<input type="text" value="F33NHLXXK1"/>	Cstg variant actual	<input type="text" value="PPP3"/>
Variance Key	<input type="text"/>	Overhead key	<input type="text"/>
Results Analysis Key	<input type="text"/>	Costing Sheet	<input type="text" value="PP-PC1"/>

Enter:

- The description
- The costing lot size
- The production version

**i** In Case Production Version not available in sap match code SBS needs to contact Controller. Only after confirmation that production version is created Cost collector master data can be completed.

## STEP 3

Save 

A message is displayed. Click


Yes

**Create Product Cost Collector**



Create a preliminary cost estimate for the product cost collector?

**?** Yes No **X** Cancel

## STEP 4






You can find the detailed information if you click 

### Create Product Cost Collector: Detail Screen

Message log created on 19.10.2015

Change Product Cost Collector

Number of Messages Collected		
Information Messages	<input type="text" value="12"/>	
Warning Messages	<input type="text" value="0"/>	
Error Messages	<input type="text" value="0"/>	
Termination Messages	<input type="text" value="0"/>	
<b>Total</b>	<input type="text" value="12"/>	

STEP 5

You can find the code of the cost collector that was created

△	M	Material	Plnt	Area	MsgNo	Message Text
○○	I			KOSA	202	Preliminary cost estimate for product cost collector <span style="border: 1px solid blue; padding: 2px;">700200</span> created