
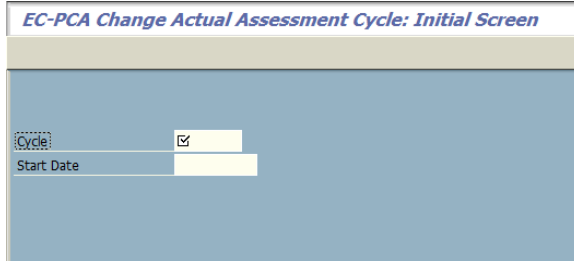


3KE2 - Change Profit Center Assessment Cycle


STEP 1

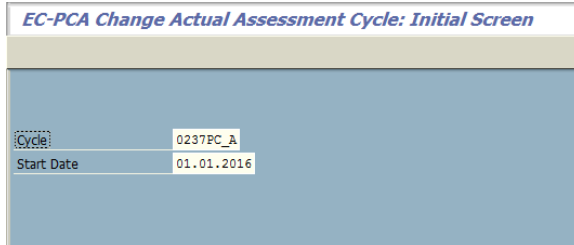
Start the transaction using transaction code 3KE2

 EC-PCA Change Actual Assessment Cycle: Initial Screen




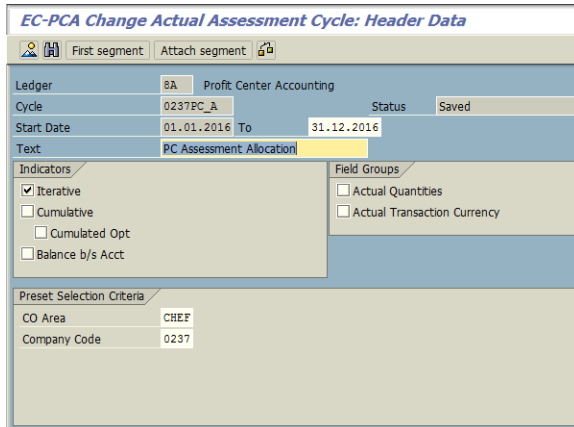
STEP 2

Enter the cycle code and the starting date and 


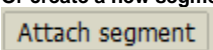


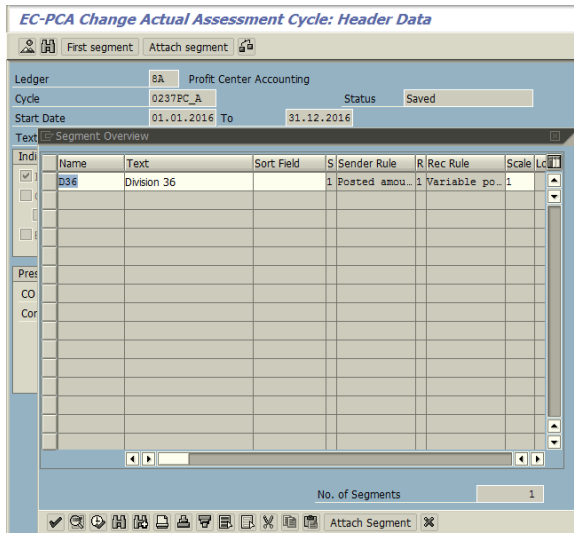
STEP 3

Open the Segment Overview dialog box and click 



STEP 4

Select the segment to be updated and choose  Or create a new segment by clicking 



STEP 5

Make the appropriate changes to the segment as required and save



Please see [3KE1 - Create Profit Center Assessment Cycle](#) to better understand the changes that can be performed.

EC-PCA Change Actual Assessment Cycle: Segment


Attach segment

Ledger: 8A Profit Center Accounting
Cycle: 0237PC_A PC Assessment Allocation
Segment Name: D36 Division 36 Lock indicator

Segment Header Senders/Receivers Receiver Tracing Factor Receiver Weighti...

Sender	From	To	Set
Version	0		
Account Number			Z1K-CDV
Company Code	0237		
Functional Area			
Profit Center	D7360		
Receiver			
Profit Center	F3618XXXX2		

STEP 6

After entered the appropriate changes click on  to perform a formal check.

Please note the formal check is not a complete check. The system checks the cycle with the master data. It does not guarantee that you can carry out the cycle without errors. You can only check this if you start the cycle in the test run. If there is a formal error you receive a message text. Only red light errors have to be corrected, a green light is OK and a yellow light has to be checked.

EC-PCA Change Actual Assessment Cycle: Segment

Attach segment

Ledger: 8A Profit Center Accounting
Cycle: 0237PC_A PC Assessment Allocation
Segment Name: D36 Division 36 Lock indicator

D36: Display messages

Type	Message Text	Light
***	General messages for segment D36	
⊗	No master data found for account 9325610051 in chart of accounts COCA	⊗
⊗	No master data found for account 9325614091 in chart of accounts COCA	⊗
⊗	No master data found for account 9325640021 in chart of accounts COCA	⊗
⊗	No master data found for account 9325641191 in chart of accounts COCA	⊗
⊗	No master data found for account 9325642011 in chart of accounts COCA	⊗
⊗	No master data found for account 9325643591 in chart of accounts COCA	⊗
⊗	No master data found for account 9325645191 in chart of accounts COCA	⊗
⊗	No master data found for account 9325645231 in chart of accounts COCA	⊗
⊗	No master data found for account 9325648251 in chart of accounts COCA	⊗
⊗	No master data found for account 9325648651 in chart of accounts COCA	⊗
⊗	No master data found for account 9325648671 in chart of accounts COCA	⊗
⊗	No master data found for account 9325650581 in chart of accounts COCA	⊗
⊗	No master data found for account 9325655011 in chart of accounts COCA	⊗
⊗	No master data found for account 9325661091 in chart of accounts COCA	⊗
⊗	No master data found for account 9325662511 in chart of accounts COCA	⊗

Technical Information Current display variant Print

STEP 7

When the formal check is OK save entries by clicking on 