

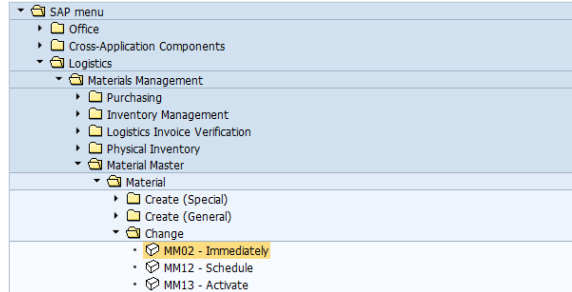
MM02 - I change the costing & accounting view - General

STEP 1

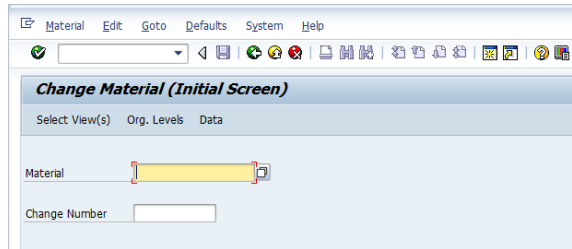
Start the transaction using the menu path or transaction code MM02

Double-click

MM02 - Immediately



Info Create Material : Initial Screen

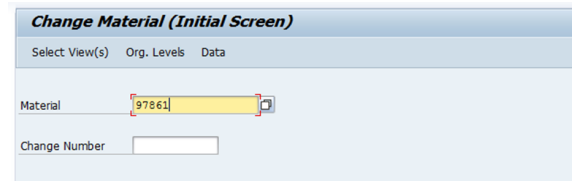


STEP 2

Enter the material code

Enter ↵

and

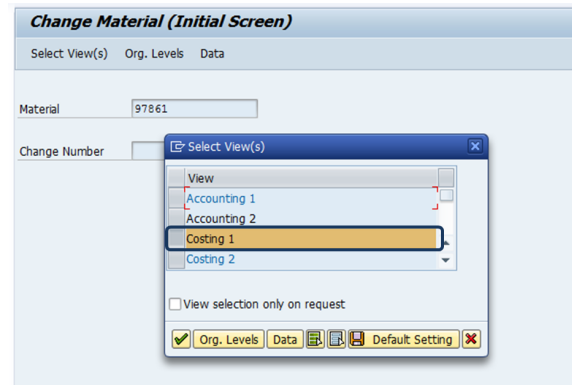


STEP 3

Select the view to be updated

Enter ↵

and

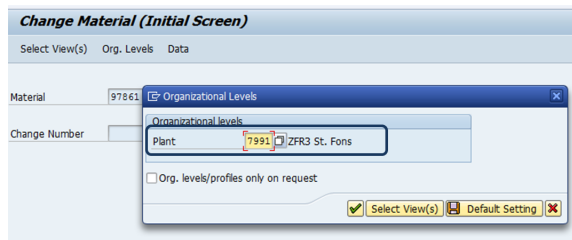


STEP 4


Enter the plant code

Enter ↵

and



STEP 5

Perform the changes and save 

- A message confirms the change

Material 97861 changed