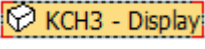
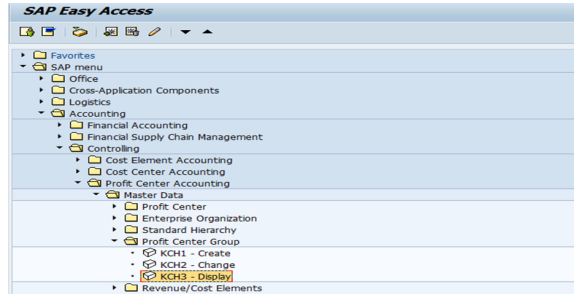



KCH3 - Display profit center hierarchy

STEP 1

Start the transaction using the menu path or transaction code KCH3

Double-click 

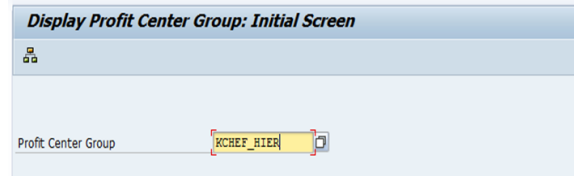


 The t-code KCH6N can also be used to display the profit centers hierarchy

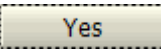
STEP 2

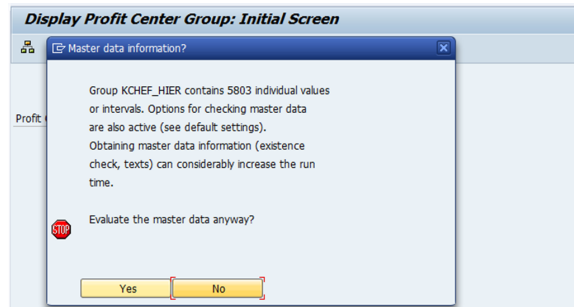
Enter the profit center group

and 



STEP 3

Click 



STEP 4

The profit center hierarchy is displayed

