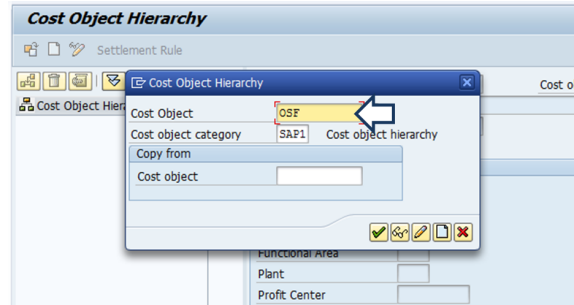


# KKPHIE - Insert a new Cost Object



## STEP 1

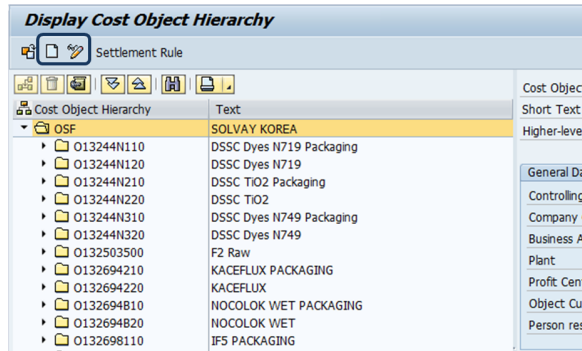
Go to transaction code **KKPHIE** and enter the cost object (usually the plant code)

Enter ↵




## STEP 2

- Click  to update the cost object hierarchy
- Click  to create a new cost object hierarchy.



## STEP 3

Place the mouse cursor in the level above of where you want to insert the new object, and click  to insert a new object in the cost object hierarchy.

Save 

