


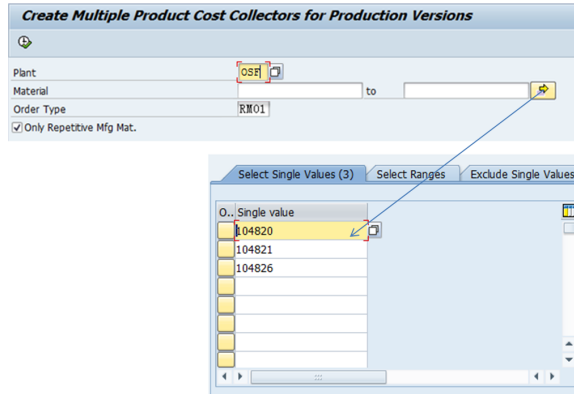
KKF6M - Create Multiple Product Cost Collector

- Use transaction code : KKF6M


Enter:

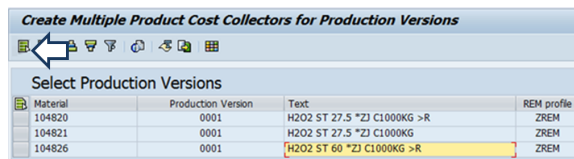
1. the plant code
2. Click  to enter the list of cost collectors you want to create
3. the order type = RM01

Execute 



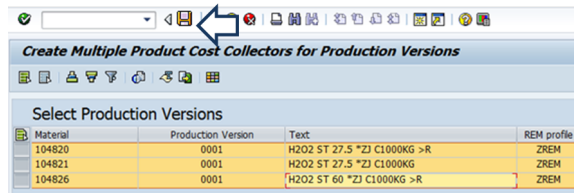
STEP 2

Select the items you want to create a cost collector by clicking 



STEP 3

Save 



STEP 4

You can get the log with the cost collectors that were created

Log created on 29.10.2015

Material	Ver.	Msg. typ	Application Area	MsgNo	Message Text
104820	0001	I	KOSA	110	Product cost collector created with order 700202 and production process 000100130089
104821	0001	I	KOSA	110	Product cost collector created with order 700203 and production process 000100130091
104826	0001	I	KOSA	110	Product cost collector created with order 700204 and production process 000100130093
		I	KOSA	122	3 product cost collectors created