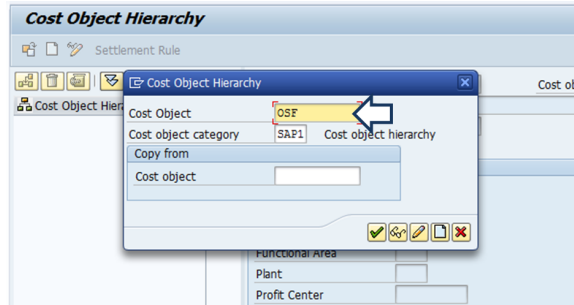


# KKPHIE - Assign material

## STEP 1

Go to transaction code **KKPHIE** and enter the cost object (usually the plant code)

Enter ↵

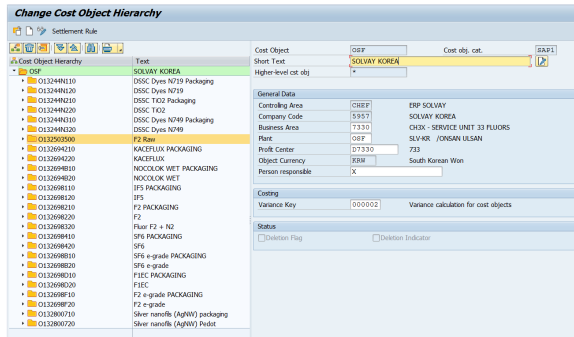


## STEP 2


Double click on the cost object group in which you want to assign the material,



Then click on





## STEP 3

Click on  and then on

**New Entries**

to be able to add new materials.

Add the respective material and then

go back  and click save .

No.	Plant	Material	Procurement Alternative/Process
1	OSF	36621	assignment
2	OSF		No assignment
3	OSF		No assignment
4	OSF		No assignment