

# OP.005

## I settle WBS ( Work Breakdown Structure)

Process: [Monthly costing and cost accounting closing](#)

Responsibility area: [Perform Costing Monthly Closing](#)

### Finance Site SBS:

SU MAC processes the settlements of the three items below respecting the given time table:

- PM-orders,
- WBS-elements,
- CO-orders,

The processing includes dealing with the generated messages. SU MAC investigates the reasons for error messages, looks for modifications and corrections if possible, and restarts settlements if needed.

- If an error blocks further processing and cannot be solved by SU MAC, the issue must be communicated to a contact in the area of plant maintenance.
- After having received the solution and corrections, SU MAC acts by launching a second time the corresponding transactions.
- Furthermore, SU MAC checks if the orders and the WBS treated in this procedure are completely settled.

### Responsibilities of other functions:

- The processing of PM-orders and WBS-elements for maintenance and fixed asset operations can lead to a result with technical errors.
- In this case SU MAC must contact the local plant maintenance team, which is responsible for making the necessary corrections



Based on group core rules, all costs for maintenance and investment for fixed assets must be posted on special orders, created in the module of plant maintenance (PM). The cost of the orders are allocated to define maintenance and investment projects, created in the project system and defined in a hierarchy – work breakdown structure (WBS), where actual and budget figures can be compared.

### Scope



WP2  
PF2

### Frequency



### References

- [OP.005](#)
- [OP.005](#)

### Attachments

N/A

I settle WBS ( Work Breakdown Structure)

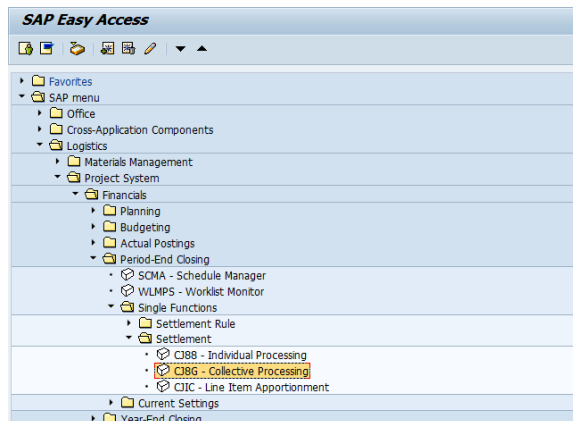
### Guideline

All internal and PM orders should be settled as explained in [I settle internal Orders and PM orders](#).

STEP 1

Start the transaction using the menu path or transaction code

**CJ8G - Collective Processing**





Actual Settlement: Project /WBS Elements/Networks : initial screen

**Actual Settlement: Projects/WBS Elements/Networks**

Selection variant

Parameters

Settlement period: 9      Posting period: 9  
 Fiscal Year: 2015      Asset Value Date:  
 Processing type: Automatic

Processing Options

Background Processing  
 Test Run  
 Detail List  
 Check trans. data

Layouts

**STEP 2**

Choose a defined selection variant



Click on "selection variant" beside the field

Look for the variant and click on it

**Actual Settlement: Projects/WBS Elements/Networks**

Project selection variants

Variant catalog for program RKPSEL00

Variant name	Short Description
7154_SCMA	ALL WBS SETTLEMENT 7154
7214_LESROCHES	
7405WBS	7405 wbs
7405_CLOS OTC	7405_CLOSE(OTC)
7405_CLOSING	7405_CLOSING(PS)
7418_CLOSING	7418 WBS elements
7424_INVEST	7424 Investment => to Au
7439_PS	
7499_CLOSING	7499 WBS elements
7512_CLAMECY P	

**STEP 3**

1. Enter the settlement period
2. Enter the fiscal year
3. A test run can be made before, in order to check for possible errors.
4. Mark (optional) 'Detail list'

Execute

**Actual Settlement: Projects/WBS Elements/Networks**

Selection variant: 7418\_CLOSING

Parameters

Settlement period: 9 (1)      Posting period: 9  
 Fiscal Year: 2015 (2)      Asset Value Date:  
 Processing type: Automatic

Processing Options

Background Processing (3)  
 Test Run  
 Detail List (4)  
 Check trans. data

Layouts

**STEP 4**

1. Check to see if there are error messages
2. Click on to display messages

**Actual Settlement: Projects/WBS Elements/Networks Basic list**

2

Selection Parameters	Value	Name
Selection variant	7418_CLOSING	7418 WBS elements
Period	009	
Posting period	009	
Fiscal Year	2015	
Processing type	1	Automatic
Posting Date	30.09.2015	
Controlling Area	2026	Rhodia Asia Pacific
Currency	USD	United States Dollar
Value date	30.09.2015	

Selection Parameters	Value
Execution type	Settlement executed
Processing mode	Test run


Processing completed with errors

Number of me.	Max. message type	Error messages	Warning messages	Information messages
1	1	1		

Processing category	Number
Settlement executed	
No change	58
Not relevant	19
Inappropriate status	51
Error	1
<b>Total</b>	<b>129</b>


**STEP 5**

For messages with a red circle , it means that there are some errors in the settlement, which must be corrected.

- Complete Allocation Structure
- KD205 - Maintain the settlement rule of the sender

**STEP 6**

Once all error messages are cleared, re-open transaction CJ8G and uncheck the test mode

and execute 

**Actual Settlement: Projects/WBS Elements/Networks**


Selection variant: 7418\_CLOSING

Parameters	
Settlement period	9
Fiscal Year	2015
Processing type	Automatic
Posting period	9
Asset Value Date	

Processing Options	
<input type="checkbox"/> Background Processing	
<input type="checkbox"/> Test Run	
<input checked="" type="checkbox"/> Detail List	
<input type="checkbox"/> Check trans. data	

Layouts

**STEP 7**

To view the detailed list of settlements click on 

**Actual Settlement: Projects/WBS Elements/Networks Basic list**

2

Selection Parameters	Value	Name
Selection variant	7418_CLOSING	7418 WBS elements
Period	009	
Posting period	009	
Fiscal Year	2015	
Processing type	1	Automatic
Posting Date	30.09.2015	
Controlling Area	2026	Rhodia Asia Pacific
Currency	USD	United States Dollar
Value date	30.09.2015	

Selection Parameters	Value
Execution type	Settlement executed
Processing mode	Update run

Processing completed with no errors

1

Processing category	Number
Settlement executed	129
No change	
Not relevant	
Inappropriate status	
Error	
<b>Total</b>	<b>129</b>


**STEP 1**

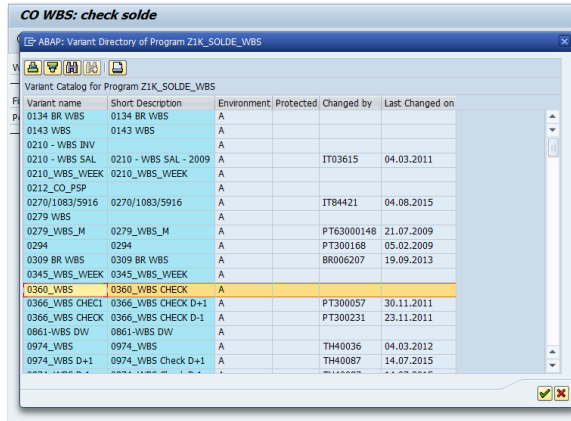
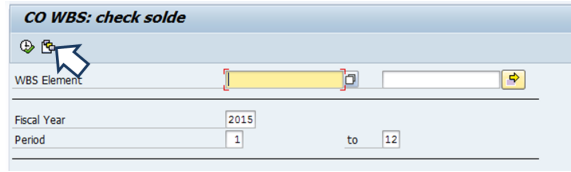
To check if WBS orders are settled, use the report **Z1K\_SOLDE\_WBS**



Look for a variant with


**STEP 2**

Double click on the variant you want or select it and click on 



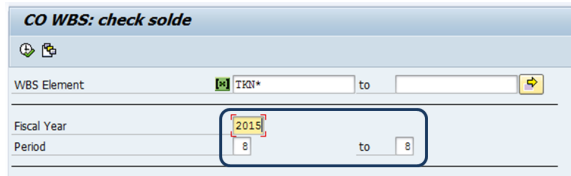
**STEP 3**

Enter the period

and execute 

When the report doesn't display a value in the column 'solde' the WBS elements are completely settled in the selected period.

*Example of a WBS element that is not balanced*



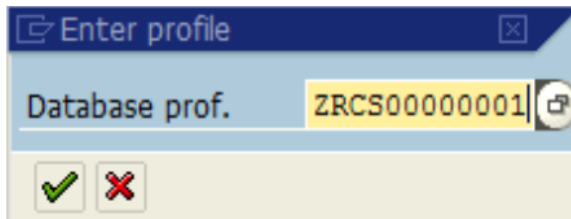
CO WBS: check solde						
year: 2015 period from 08 08						
nro objet	code OTP	SOLDE	coût	répartition	Dev	libelle OTP
OTP Selection:						
I TR01*	CF					

CO WBS: check solde						
year: 2010 period from 10 10						
nro objet	code OTP	SOLDE	coût	répartition	Dev	libelle OTP
PR00288331	MSB-N09002 AN 56-01	5.400,00	5.400,00	0,00	EUR	ILLUMINAZIONE 01 SICUREZZA
PR00338510	MSB-N10007 AE 21-01	7.700,00	7.700,00	0,00	EUR	PORPA PREZZO I
PR00342292	MSB-N10004 AH 20-01	200,00	200,00	0,00	EUR	TRANSPALLET MANUALE 2000 Kg
Solde total en devise: EUR		13.407,80				

**STEP 1**

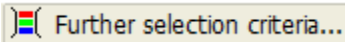
To check if WBS orders are settled, use the transaction CJI3 and choose database profile « ZRCS00000001 »



**STEP 2**

Insert « \* » to select all projects

Click



and select the company code and controlling area for "Organization units definition" and "Organization units WBS element":

**Display Project Actual Cost Line Items**

Project Management Selections (DB profile: ZRCS-PS00008)

Project: [ ] to [ ]

WBS Element: [ ] to [ ]

Materials in network: [ ] to [ ]

Cost Elements

Cost Element: [ ] to [ ]

Or

Cost Element Group: [ ]

Posting Data

Posting date: 01.11.2013 to 30.11.2013

Settings

Layout: /ZFR3 = 0 ZFR3=0

Dynamic selections

Org. units definition

Company code: ZFR3

Controlling area: Z006

Org. units WBS element

Company code: ZFR3

Controlling area: Z006

**STEP 3**

Enter the period

and execute



**Display Project Actual Cost Line Items**

Project Management Selections (DB profile: ZRCS0000001)

Project: [ ] to [ ]

WBS Element: [ ] to [ ]

Network/order: [ ] to [ ]

Activity: [ ] to [ ]

Materials in network: [ ] to [ ]

Cost Elements

Cost Element: [ ] to [ ]

Or

Cost Element Group: [ ]

Posting Data

Posting date: 01.08.2015 to 31.08.2015

Settings

Layout: /ZFR3 = 0 ZFR3=0

Further Settings...

**STEP 4**

The total of the column "Value in Obj. Crcy" must be equal to zero when wbs elements are settled

**Display Actual Cost Line Items for Projects**

Layout: /ZFR3 = 0 ZFR3=0

Object: WBS CN BES. To 99430134 Blue Star...

Cost Element: 98100400 To 99430134 SA/SERVICES/HOME...

Posting Date: 01.06.2015 To 30.06.2015

WBS Element	Doc. Date	Cost Element	Cost element descr.	Z	Value in Obj. Crcy	TCurr
CN.577971.12FPRHTR				.	0.00	
CN.577971.12FPROTC				.	0.00	
CN.577971.12FPRPTP				.	0.00	
CN.577971.12FPRRTR				.	0.00	
CN.577971.12FDEMG1				.	0.00	
CN.577971.12FDEOTC1				.	0.00	
CN.577971.4274ISAPPL				.	0.00	
				.	0.00	

If all WBS have been settled (all have zero balance) means that this procedure was successfully done.