



# CK054 - Deletion indicator set in material - valuation area

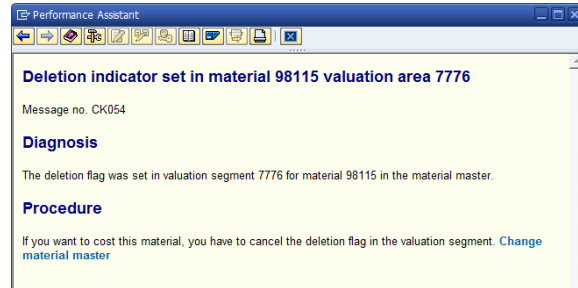
 The deletion flag was set in valuation segment &V2& for material &V1&in the material master

## Example

The deletion flag was set in valuation segment 7776 for material 98115 in the material master.

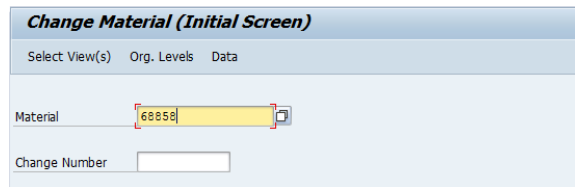
## Procedure

 Enter a status Z0 in the view costing of the master data of the material code with transaction MM02



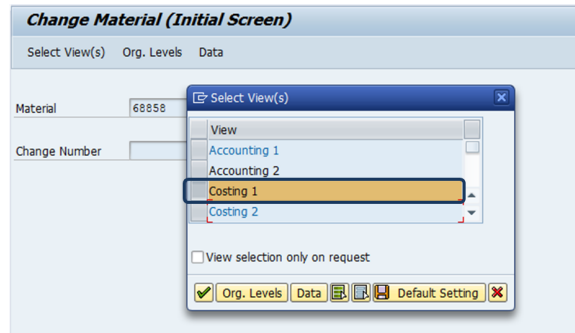
### STEP 1

- Use transaction **MM02**
- Enter the material code and



### STEP 2

- Select the view "**Costing 1**" and





### STEP 3

1. Enter the plant code and
2. If there is a warning message "Deletion flag is set at client level" you can skip it and  click



STEP 4

- Enter the status **Z0** in the field Plant-sp.matl status and save 
- A message confirms the change

 **Material 68858 changed**

**Change Material 68858 (/Finished pdt & RM & SF)**

Additional Data Org. Levels Check Screen Data

Accounting 2 Costing 1 Costing 2

Material 68858 \*OBS\*INDUSTRIAL SALICYLIC ACID BB 325KG  
Plant 7714 7418 / Nippon Express - AOMI

**General data**

Base Unit of Measure  KG  kg  
 Do Not Cost  With Qty Structure  
Origin group   Material origin  
Overhead Group  Variance Key Z\_2001  
Plant-sp.matl status **Z0** Profit Center 7418-I1050  
Valid from

**Quantity structure data**

Alternative BOM  BOM Usage   
Group  Group Counter   
Task List Type   
SpecProcurem Costing  Costing Lot Size 1,000  
 Co-product  Fxd Price  Joint production  
 Version Indicator  Versions  
Production Version