

I settle internal Orders and PM orders

Process: Monthly costing and cost accounting closing

Responsibility area: Perform Costing Monthly Closing

Based on group core rules, all costs for maintenance and investment for fixed assets must be posted on special orders, created in the module of plant maintenance (PM). The cost of the orders are allocated to define maintenance and investment projects, created in the project system and defined in a hierarchy – work breakdown structure (WBS), where actual and budget figures can be compared.

Finance Site SBS:

SU Management Accounting (SU MAC) performs the settlements of the three items below respecting the given time table:

- PM-orders,
- WBS-elements,
- CO-orders,

The processing includes dealing with the generated messages. SU MAC investigates the reasons for error messages, looks for modifications and corrections if possible, and restarts settlements if needed.

- If an error blocks further processing and cannot be solved by SU MAC, the issue must be communicated to a contact in the area of plant maintenance.
- After having received the solution and corrections, SU MAC acts by launching a second time the corresponding transactions.
- Furthermore, SU MAC checks if the orders and the WBS treated in this procedure are completely settled.

Responsibilities of other functions:

- The processing of PM-orders and WBS-elements for maintenance and fixed asset operations can lead to a result with technical errors.
- In this case SU MAC must contact the local plant maintenance team, which is responsible for making the necessary corrections.

Scope



WW

WP2, PF2

Frequency



References

- [OP.010](#)
- [OP.010](#)

Attachments

N/A

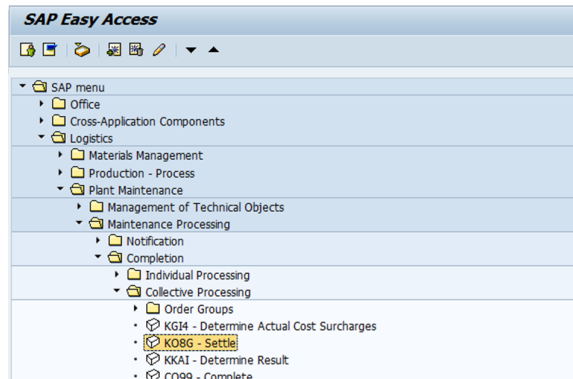

xx << I settle internal Orders and PM orders >> [OP.005](#)

Guideline

During the month several costs have been posted in PM orders that have an impact on the profit & loss statement and on the balance sheet for fixed assets. At this stage the settlement of these costs should be done under this Operation in order to ensure that all PM orders are settled properly at the month end.

STEP 1

Start the transaction using the menu path or transaction code



Actual Settlement: Orders :
Initial Screen

Actual Settlement: Orders

Selection Method: Standard Selection for Internal Orders

Selection variant: [Icons]

Parameters

Settlement period: Posting period:

Fiscal Year: Asset Value Date:

Processing type: Automatic

Processing Options

Background Processing

Test Run

Detail List [Layouts]

Check trans. data

STEP 2

Choose a defined selection variant

Click on  beside the field "selection variant"

Look for the variant and click on it

Actual Settlement: Orders

Selection Method: Standard Selection for Internal Orders

Selection variant: [Icons]

Parameters

Settlement period: Posting period:

Fiscal Year: Asset Value Date:

Processing type: Automatic

Processing Options

Background Processing

Test Run

Detail List [Layouts]

Check trans. data

Select: Selection Variants

Variant catalog for program RK0SEL00

Variant name	Short Description
SCMA_6577_PM	6577: Select maintenance order
SCMA_6811_PM	6811: Select maintenance order
SCMA_6811_ZORD	
SCMA_6857_PM	6857: Select maintenance order
SCMA_6857_ZORD	6857: Select internal orders
SCMA_6859_ZORD	6859: Select internal orders
SCMA_6875_PM	6875: Select maintenance order
SCMA_6878_ZORD	6878: Select internal orders
SCMA_7154_PM	7154: Select maintenance order
SCMA_7405_PM	7405: Select maintenance order

STEP 3

1. Enter the settlement period and the fiscal year
2. Mark 'background processing'
3. A test run can be made before, in order to check for possible errors.
4. Mark (optional) 'Detail list'

Execute 

Actual Settlement: Orders

Selection Method: Standard Selection for Internal Orders

Selection variant: SCMA_6857_PM [Icons]

Parameters

Settlement period: 9 (1) Posting period:

Fiscal Year: 2015 Asset Value Date:

Processing type: Automatic

Processing Options

Background Processing (2)

Test Run (3)


Detail List (4) [Layouts]

Check trans. data

STEP 4

1. Enter the Job name
2. Mark "Start Immediately"
3. Unmark "Change print param."

Confirm  **Confirm**

A message confirms the processing
 Job 6857 PM ORD 092015 for user CROLLIER is Ready

Background Processing: Job Parameters

Job name: 6857 PM ORD 092015 (1)

Server Group:

Date/time AfterJob After event With oper. mode Workday/time

Planned Start: [Clock]

No Start After: [Clock]

Start Immediately (2)

Restriction Date/Time

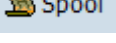
Change print param. (3)


[Check] [Confirm] [Close]

STEP 1

Check the status of the job with transaction **SMX**

1. Mark the job

2. Click on 




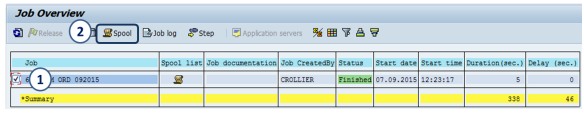
Job Overview

Job	Spool list	Job documentation	Job CreatedBy	Status	Start date	Start time	Duration(sec.)	Delay (sec.)	
6857_PM_ORD_092015			CROLLIER	Finished	07.09.2015	12:23:17	5	0	
*Summary								338	46

STEP 2

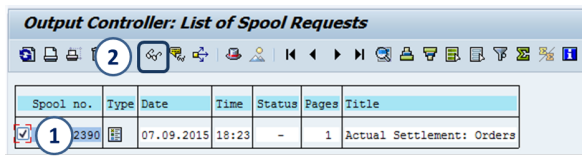
1. Mark the spool

2. Click on 



Job Overview

Job	Spool list	Job documentation	Job CreatedBy	Status	Start date	Start time	Duration(sec.)	Delay (sec.)	
6857_PM_ORD_092015			CROLLIER	Finished	07.09.2015	12:23:17	5	0	
*Summary								338	46

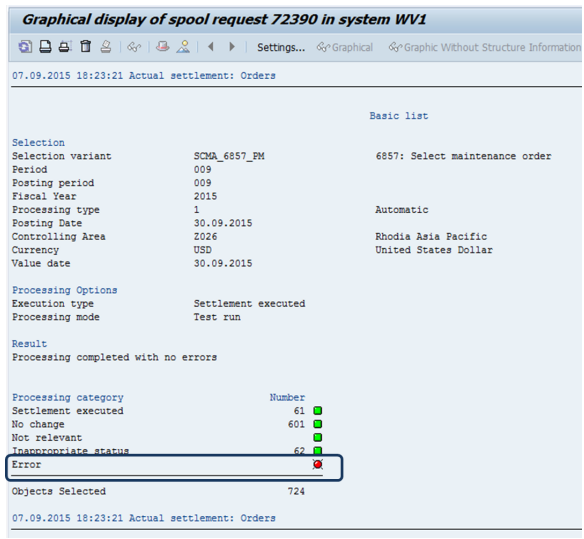


Output Controller: List of Spool Requests

Spool no.	Type	Date	Time	Status	Pages	Title
2390		07.09.2015	18:23	-	1	Actual Settlement: Orders

STEP 3

If there are error messages, they must be solved



Graphical display of spool request 72390 in system WV1

07.09.2015 18:23:21 Actual settlement: Orders

Basic list

Selection

Selection variant	SCMA_6857_PM	6857: Select maintenance order
Period	009	
Posting period	009	
Fiscal Year	2015	
Processing type	1	Automatic
Posting Date	30.09.2015	
Controlling Area	Z026	Rhodia Asia Pacific
Currency	USD	United States Dollar
Value date	30.09.2015	

Processing Options

Execution type	Settlement executed
Processing mode	Test run

Result


Processing completed with no errors

Processing category

	Number
Settlement executed	61
No change	601
Not relevant	62
Inappropriate status	62
Error	1

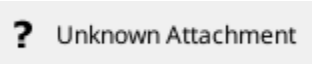

Objects Selected 724

07.09.2015 18:23:21 Actual settlement: Orders

 If there are messages, inform the local PM contact that must solve the problem
Once the local PM contact informs that the problem was solved, the settlement must be performed again

BW query : Physical inventory coverage rate

To get BW installed : [Business warehouse](#)

- 
- 
- 
- 

? Unknown Attachment



If some orders are not settled, a deeper analysis must be performed.

If necessary orders must be settled again (it can also be done individually if there are few orders with [KO88 - Individual orders settlement](#))

If all PM order have been settled (all have zero balance) means that this operation was successfully done.