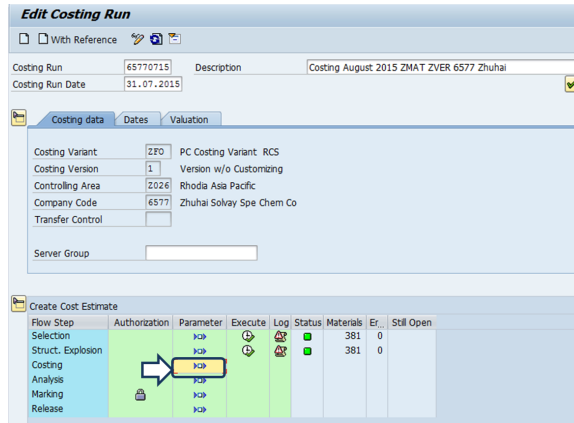


Costing Run - 3-Costing

STEP 1

The cycle continues by the costing.
Click on the icon of column **Parameter** on the line **Costing**.



STEP 2

A new screen appears

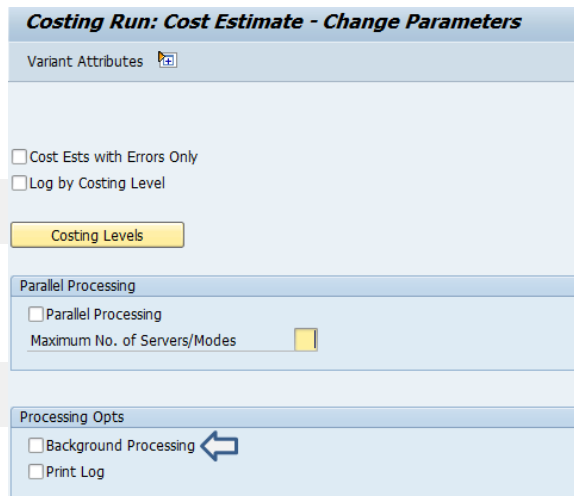
- Uncheck **Background processing** and save

? Unknown Attachment



A message appears : "values of variant xxxx saved"

- Go back by clicking

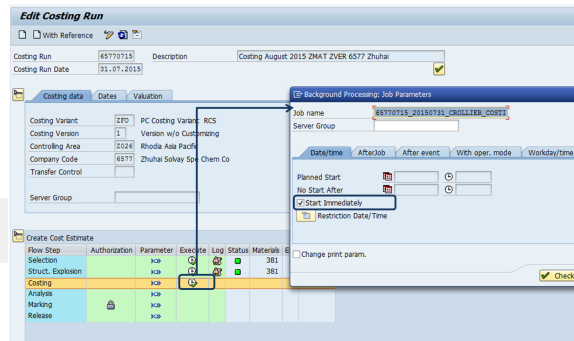
? Unknown Attachment



STEP 3

1. Click on  in the column **E execute** / line **Costing**
2. Check **Start Immediately**
3. Click on 

? Unknown Attachment



STEP 4

1. Click on


? Unknown Attachment

until the job is finished: the icon

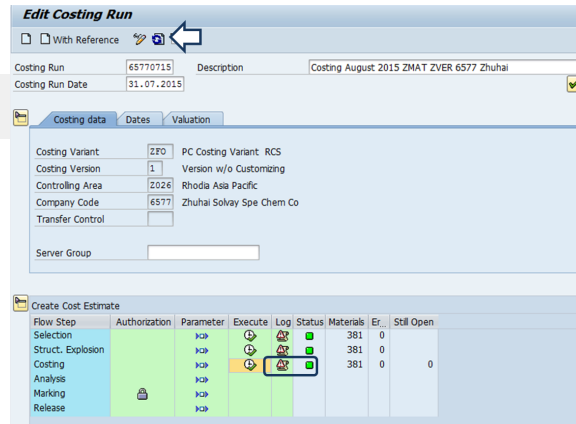
? Unknown Attachment

appears in the column log

with a status

 Unknown Attachment

or



Workflow history

This view shows the 5 most recent entries. The complete workflow log is available from the 'Document Activity' menu item.

From Oct 09, 2017 to Sept 08, 2025	Actor	Type	Activity	Version
Published	PEREIRA DINIZ, Sandra and CHA NSRI, Surachet	Edit	multiple updates from PEREIRA DINIZ, Sandra and CHANSRI, Surachet	
Jul 06, 2016				
	ROLLIER, Charlotte	State	changed state to Published at 4:11 pm	v18
To be approved	ROLLIER, Charlotte	State	gave Approvers approval at 4:11 pm	
		State	changed expiry date to '11 Jul, 2016 04:11 pm' at 4:11 pm	
		State	changed state to To be approved at 4:11 pm	v18
For Review	ROLLIER, Charlotte	State	gave Reviewers approval at 4:11 pm	
		State	changed expiry date to '11 Jul, 2016 04:11 pm' at 4:11 pm	
		State	changed state to For Review at 4:11 pm	v18
Draft	ROLLIER, Charlotte	State	changed state to Draft at 4:11 pm	v18