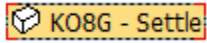


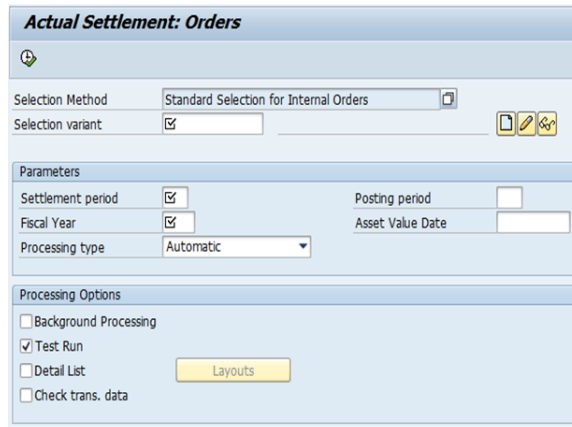
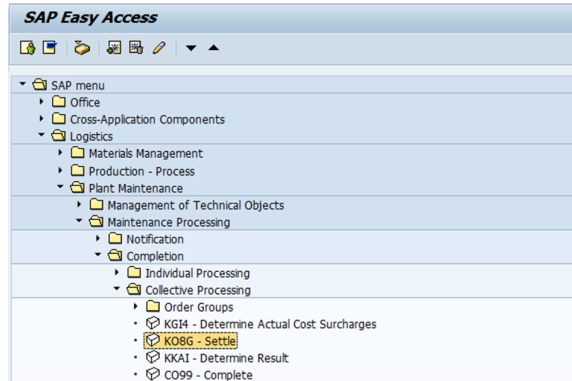
# KO8G - Orders settlement

**STEP 1**

Start the transaction using the menu path or transaction code



**i** Actual Settlement: Orders : Initial Screen

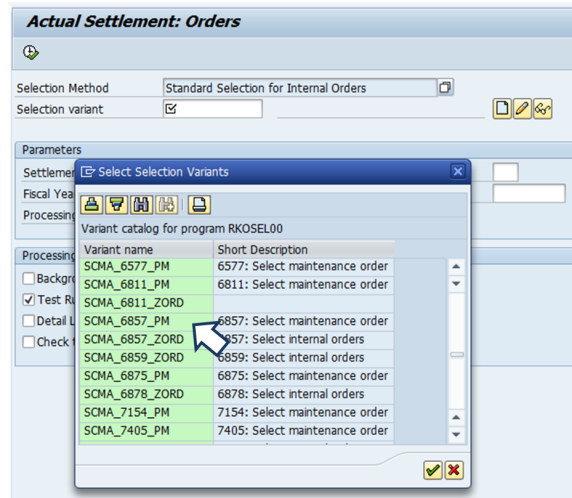


**STEP 2**

Choose a defined selection variant

Click on beside the field "selection variant"

Look for the variant and click on it



**STEP 3**

1. Enter the settlement period and the fiscal year
2. Mark ' background processing '
3. A test run can be made before, in order to check for possible errors.
4. Mark (optional) ' Detail list '

Execute

**Actual Settlement: Orders**

Selection Method: Standard Selection for Internal Orders  
 Selection variant: SCMA\_6857\_PM

**Parameters**

Settlement period: 9  
 Fiscal Year: 2015  
 Processing type: Automatic

Posting period: [ ]  
 Asset Value Date: [ ]

**Processing Options**

Background Processing  
 Test Run  
 Detail List  
 Check trans. data

Layouts

**STEP 4**

1. Enter the Job name
2. Mark "Start Immediately"
3. Unmark "Change print param."

Confirm 

A message confirms the processing  
 Job 6857 PM ORD 092015 for user CROLLIER is Ready

Background Processing: Job Parameters

Job name: 6857 PM ORD 092015  
 Server Group: [ ]

Date/time | AfterJob | After event | With oper. mode | Workday/time

Planned Start: [ ] [ ]  
 No Start After: [ ] [ ]  
 Start Immediately  
 Restriction Date/Time

Change print param.

Check Confirm