

I upload the activity type price

Process: [Product Costing](#)

Responsibility area: [Manage Activity Type Price](#)

Scope

WW

Frequency

On demand

References

- [OP.036](#)

- [OP.036](#)

Attachments

[Template ZWFA47A.xlsx](#)

xx << I upload the activity type price
>> xx

Guideline

I get informed that a new activity needs to be created via SYRA
In PF2

Something went wrong with this macro.

You are using this macro out of its context (not in glossary page) or there is an issue related to needed information to load macro.

Please contact our support team via LINK: <https://support.covectors.io> to provide you with the needed assistance concerning this problem.

Something went wrong with this macro.

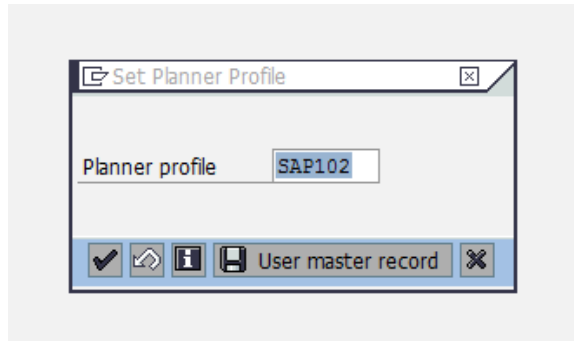
You are using this macro out of its context (not in glossary page) or there is an issue related to needed information to load macro.

Please contact our support team via LINK: <https://support.covectors.io> to provide you with the needed assistance concerning this problem.

Before starting the upload there are 2 important steps that must be done:

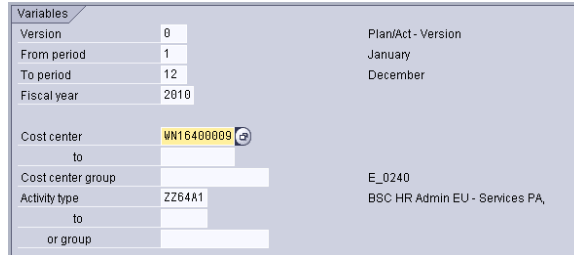
1) Choose the correct layout on transaction KP06:

- Go to transaction KP06
- Go to "Settings"
- Choose "Set planner profile"
- Select: SAP102 "Release 3.0 /3.1 CO-OM: Acty Input/ATyp /StKP"
- Go back and leave the transaction KP06.



2) Assign the prices on transaction KP26:

- Go to transaction KP26
- Enter the Sender CC and the Activity Type:



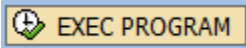
- Enter the price

Version	0	Plan/Act - Version
Period	1	To 12
Fiscal year	2010	
Cost Center	WN16400009	Business Support Centre f
Activity	Z264A1	
Plan activity		119,00
DK		1
Un		PRT
Fixed price		90,24
Price		00001
PPI		3
C		1

STEP 2

Enter transaction **Z1K_PLANNING** in the transaction field of main menu.

Then click on line **Z1K_KP06_ACT** and **EXEC PROGRAM**



CO MENU for EXCEL FILE upload

INFO for PROGRAM | EXEC PROGRAM | Download Example

Menu of the program to UPLOAD PLAN postings

```

XXXX X   XXXX X X
X X X   X X XX X
XXXX X   XXXX X XX
X   XXXX X X X X
    
```

Click on a line to select the program and choose a function (icon on top of page):

- Info icon to display the program documentation
- Play icon to run the program
- Download icon to download an example of the EXCEL file
a window asks you for a file name and creates an excel file on your PC then you can open the file to see the example


Z1K_PLANN1	Planning Cost Elements on CostCtr/WBS
Z1K_KP06_101	Planning CostElements on CostCtr-Activity (KP06)
Z1K_KP06_ACT	Planning Activity QTY on CostCtr/Order (KP06/KPF6)
Z1K_PLANNRATIOS	Planning Ratios

STEP 3

Click the first program **CC or Order**

After, you'll get a screen, where you will have to choose the following options:

- "BTCI Name"
- "User"
- "Keep" (for batch session caption in SM35);
- "Test Run"
- Year and periods
- "Distribution Key = 1"

Press Execute  and define the path of the file.

Double click	on a line to start the program
CC or ORDER	Planning FIXED QTY on CostCtr/Order (KP06/KPF6)
CC/ACTIVITY	Planning FIXED VARIABLE QTY on CostCtr-Activity (KP06)

BTCI Name PT300185
 USER PT300185
 keep
 Holddate
 NODATA /
 Small Log ?
 PLANNING FIXED qty on CC or ORDER
 File name c:\avorokp06.bt
 Receiver: CostCtr allowed ?
 KP06 - Layout for Cost Center as Receiver: 1-102
 Receiver: Order allowed ?
 KPF6 - Layout for Order as Receiver: 1-402
 TEST RUN: No Session Created
 Version 0
 Period FROM 001
 Period TO 012
 YEAR 2010
 Distribution KEY (1=equal dis) 11
 Controlling area CHEF

STEP 4

After executing in test mode, go back and remove the flag from the "Test Mode".

You'll get a warning message, press "Continue" and then you'll have the outcome of the upload.

Import from a Local File
 File name Documents and Settings\pt300185\Desktop\0240.act.bt
 Data format DAT
 Transfer

DO NOT FORGET!
 SET THE CORRECT PLANNER PROFILE
 SWITCH OFF - DYNPRO STANDARD SIZE - In SM35
 Continue

ctr	Receiver	SenderCC	Activ.	Quantity	Receiver
Batch-Input will be created					
Create group PT300185					
BDC_OPEN_GROUP			returncode: 0		
1	WN1050001		KP06 returncode: 0	RECORD: 0	CC= Peroxygens Engineer
BDC_INSERT			returncode: 0		
2	WN1260000A		KP06 returncode: 0	RECORD: 0	CC= Environment Dept
BDC_INSERT			returncode: 0		
3	WN1270000X		KP06 returncode: 0	RECORD: 0	CC= Safety Services
BDC_INSERT			returncode: 0		
4	WN13100001		KP06 returncode: 0	RECORD: 0	CC= Purchasing
BDC_INSERT			returncode: 0		
5	WN13100002		KP06 returncode: 0	RECORD: 0	CC= Supply Chain Stores
BDC_INSERT			returncode: 0		
6	WN16110002		KP06 returncode: 0	RECORD: 0	CC= SIS BSC Business Sol
BDC_INSERT			returncode: 0		
7	WN16110003		KP06 returncode: 0	RECORD: 0	CC= SIS BSC Infrastruct.
BDC_INSERT			returncode: 0		
8	WN16200003		KP06 returncode: 0	RECORD: 0	CC= Managing Director
BDC_INSERT			returncode: 0		
9	WN16300000		KP06 returncode: 0	RECORD: 0	CC= Finance Management
BDC_INSERT			returncode: 0		
10	WN16300003		KP06 returncode: 0	RECORD: 0	CC= Tax Management
BDC_INSERT			returncode: 0		
11	WN16300004		KP06 returncode: 0	RECORD: 0	CC= Credit Management
BDC_INSERT			returncode: 0		
12	WN16400001		KP06 returncode: 0	RECORD: 0	CC= Personnel Dept
BDC_INSERT			returncode: 0		
13	WN16400009		KP06 returncode: 0	RECORD: 0	CC= BSC HR Administratio
BDC_INSERT			returncode: 0		
14	WN16500000		KP06 returncode: 0	RECORD: 0	CC= Legal Department
BDC_INSERT			returncode: 0		
15	WN16700000		KP06 returncode: 0	RECORD: 0	CC= Total Quality
BDC_INSERT			returncode: 0		
16	WN16700000		KP06 returncode: 0	RECORD: 0	CC= Sales & Mktng 6B
BDC_INSERT			returncode: 0		
17	WN16700000		KP06 returncode: 0	RECORD: 0	CC= Sales & Mar Soda Ash
BDC_INSERT			returncode: 0		
18	WN16200004		KP06 returncode: 0	RECORD: 0	CC= PAA - Europe
BDC_INSERT			returncode: 0		
19	WN16200006		KP06 returncode: 0	RECORD: 0	CC= H2O2 TECHN. SUPPORT
BDC_INSERT			returncode: 0		
20	WN16200012		KP06 returncode: 0	RECORD: 0	CC= PEROXIDE BPIM
BDC_INSERT			returncode: 0		
21	WN16300000		KP06 returncode: 0	RECORD: 0	CC= Sup Chain-Management
BDC_INSERT			returncode: 0		
22	WN16310000		KP06 returncode: 0	RECORD: 0	CC= Sup Chain-Logistics
BDC_INSERT			returncode: 0		
23	WN16400200		KP06 returncode: 0	RECORD: 0	CC= CBD Health Inorganic

Go to transaction SM35 and process the batch input (unflagging the option "Dynpro Standard Size").

Activity types: receivers

Activity types	Schedule activity	Planned activity	Plan	Sched. Actvs
IL0800 PREST SJ PPT	16.100,00 PPT	15.100,00 PPT		
Z2691 Legal service (RUG)	2.234.700,00 H	2.234.700,00 H		
Z2692 Legal subscription	22,00 H	22,00 H		
Z2693 Legal subscription	656.600,00 H	656.600,00 H		
Total				

After running the batch input session, the system won't give us any document number. In order to be sure that the upload was correctly done, go to transaction **GR55** (report **1LLV**) or **S_ALR_87013630**, choosing "Plan Version: 0" and the company code.

In WP2

Error: You are trying to view a page which does not yet have a published version available and you do not have permission to view draft versions.

You can display the document with the transaction KB23N and check that it corresponds to what was expected

ItmNo.	Send. Cctr	SAtyTyp	Rec. Cctr	Total Quantity	UM	Text	Amount
0001	0249-5518	IT2		5,00	DAY	SBS Timesheets NA 07&08.15	
0002	0249-5518	IT2		18,00	DAY	SBS Timesheets NA 07&08.15	
0003	0249-5518	IT2		16,00	DAY	SBS Timesheets NA 07&08.15	

And check the cost center with the transaction KSB1

Cost element name	Doc. Date	Postg Date	Quantity	PUM	Val.in rep.cur.	Name	User Name	CO object name	Cost Elem.	Cost Center
Expert - Timesheet	31.03.2016	31.03.2016	5,00	DAY	3.630,30-	SBS Timesheets NA 07&08.15	PT300122	IS INFRA - ARCH&PROJ ...	99430133	0249-5518
Expert - Timesheet	31.03.2016	31.03.2016	18,00	DAY	13.069,08-	SBS Timesheets NA 07&08.15	PT300122	IS INFRA - ARCH&PROJ ...		
Expert - Timesheet	31.03.2016	31.03.2016	16,00	DAY	11.616,96-	SBS Timesheets NA 07&08.15	PT300122	IS INFRA - ARCH&PROJ ...		
			39,00-	DAY	28.316,34-			IS INFRA - ARCH&PR...		0249-5518

I notify the requester

Workflow history

This view shows the 5 most recent entries. The complete workflow log is available from the 'Document Activity' menu item.

Dec 03, 2025	Actor	Type	Activity	Version
Published	CHANSRI, Surachet	State	changed state to Published at 6:25 am	v48
Draft	CHANSRI, Surachet	State	gave <i>Approvers</i> approval at 6:25 am	
Sept 08, 2025				
	TORNPETCH, Ubonrat	Edit	updated the page at 11:33 am	
		State	changed state to Draft at 9:33 am	v48

Sept 02, 2024

Published



Gomes, Susana

Edit updated the page at 11:46 am

State changed state to **Published** at 9:46 am [v47](#)

Draft



Gomes, Susana

State gave *Approvers* approval at 9:46 am

State changed state to **Draft** at 9:46 am [v47](#)
