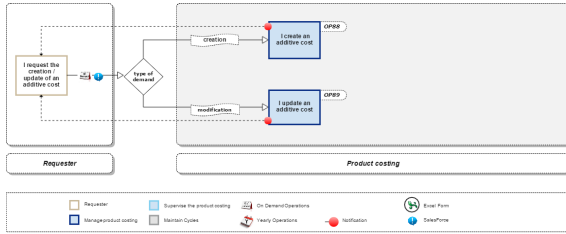


I update an additive cost

Process: **Product Costing**

Responsibility area: **Manage product costing**



This procedure should be executed before run CK40N under controllers request.

Scope

Frequency

References

- [OP.089](#)

Content by label

There is no content with the specified labels

Attachments

xx

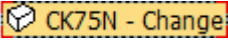
xx << I update an additive cost >> xx

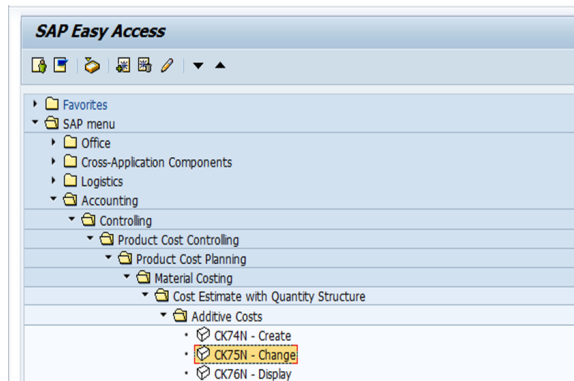
Guideline


SU MAC runs transaction CK75N to insert material additive costs and rerun Costing Run (CK40N).

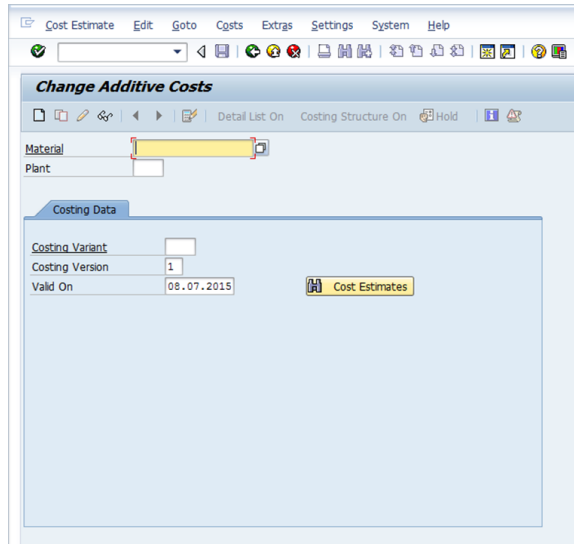
STEP 1

Start the transaction using the menu path or transaction code **CK75N**

Double-click 



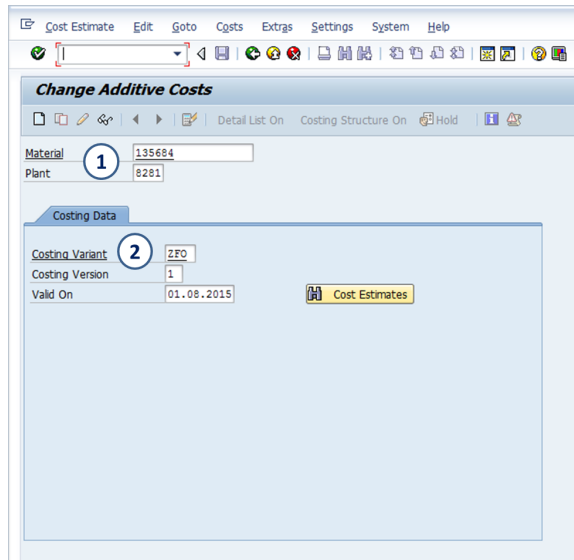
 Change additive costs : Initial Screen




STEP 2

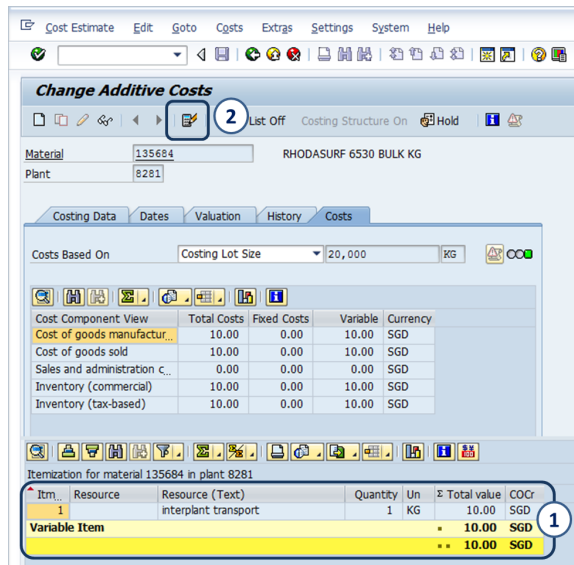
1. Enter the material code and the plant code
2. Enter the costing variant and the costing version 1

and 



STEP 3

1. The current price is 10 SGD / kg
2. Click on  to change the price

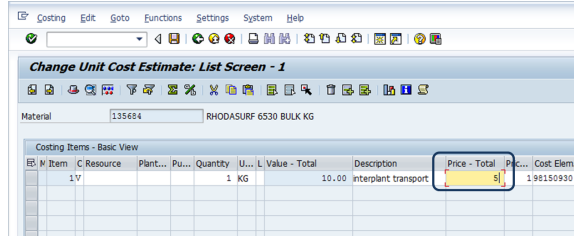


STEP 4

The following screen appears


Update the additive cost in the column **Price – total** . It can be zero (0,00)

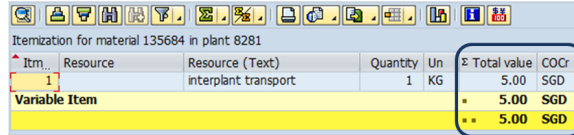
Save the new cost  and we return to the main screen




Item	Resource	Plant	Quantity	Unit	Value - Total	Description	Price - Total	Cost Element
1	V		1	KG	10.00	interplant transport	5.00	19815930

The cost is updated in the column **TOTAL** value

If it is correct, you must save it  and a message confirms the cost estimate is saved



Item	Resource	Resource (Text)	Quantity	Unit	Total value	COCr
1	V	interplant transport	1	KG	5.00	SGD
Variable Item					5.00	SGD

 Cost estimate was saved for 01.08.2015

I verify the calculation is according to the original request
I notify the requester