

# AppSheet - How to install an AppSheet app on mobile

## AppSheet - How to install an AppSheet app on mobile

---

In order to install an AppSheet app, you need to have the install link. To recognize an install link, you have to check if the link begins like this (with the word "newshortcut"):

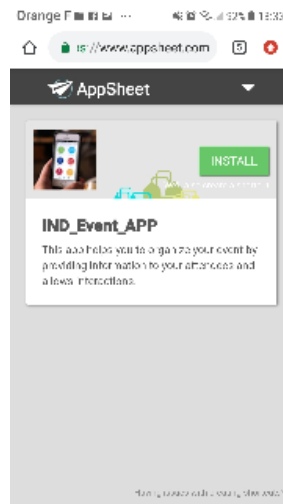
<https://www.appsheet.com/newshortcut/>

First select your mobile OS, then follow the following example to see how it works:

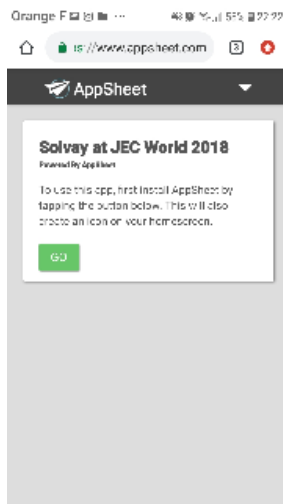


### Installation on Android devices


- 1) On your smartphone, click on the install link <https://www.appsheet.com/newshortcut/cc97a834-90cb-4a74-8635-d8292677ba2b>
- 2) Then click on "INSTALL"



- 3) Click on "GO". If the app AppSheet is already installed you don't have this screen, so go directly to the [step 7](#).

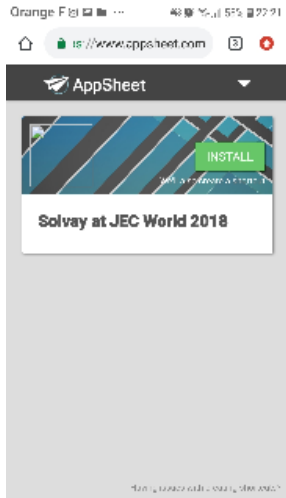


4) Install AppSheet App from the Google Play Store




5) Then, click again on the install link <https://www.appsheet.com/newshortcut/b8518272-9911-4172-b83c-c2801a9333ea>

6) Click on the "INSTALL" button again



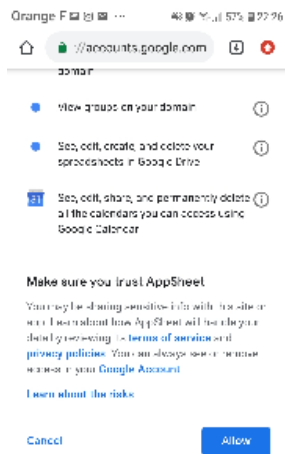
7) Once the app is installed, log in with Google



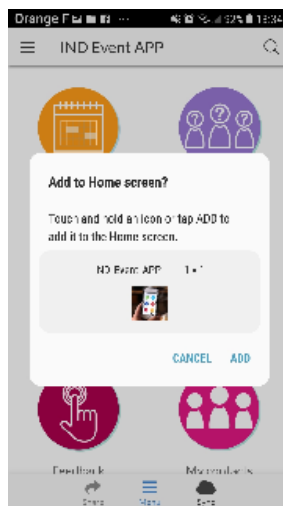
8) Log in the app with your Solvay account

**IMPORTANT NOTE:** Choose your @solvay.com account

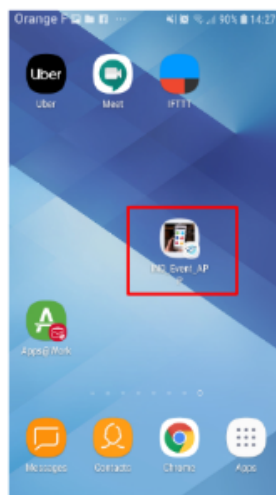
9) Grant permissions to AppSheet to See the Google Drive files.



10) You can add IND\_Event\_App in your home screen to ease the access.



That's all. Now you can access the agenda from the icon that will be placed in your home screen.

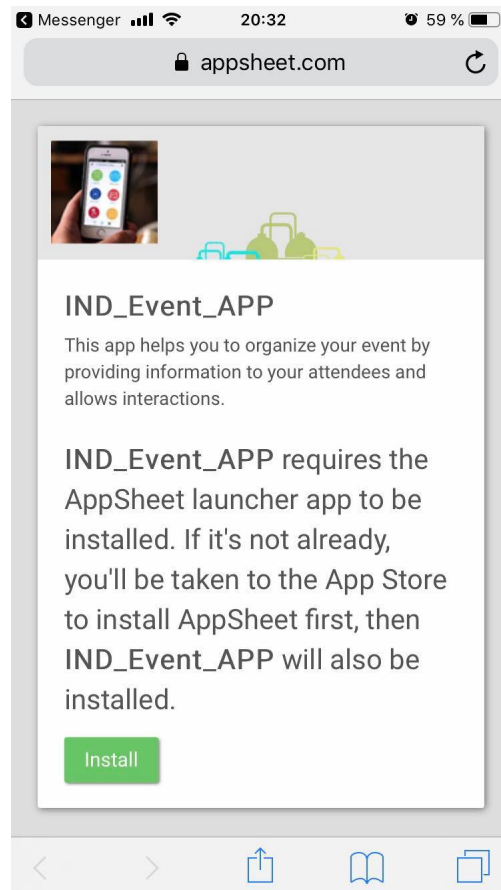


## Installation on IOS devices

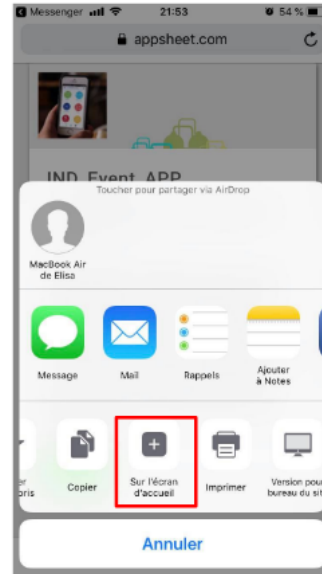
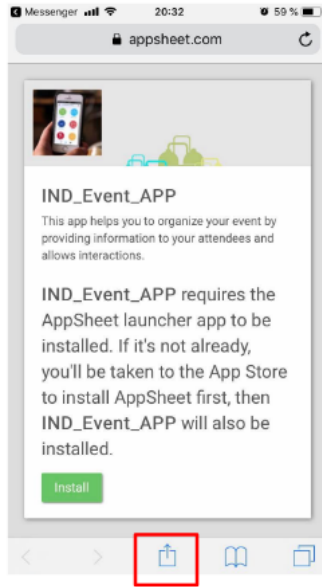
1) On your iPhone, click on the install link <https://www.appsheet.com/newshortcut/b8518272-9911-4172-b83c-c2801a9333ea>

2) Open with Safari

On iOS, Safari is the only supported browser at the moment. When the user opens the share link sent to them, they will see the following page:



Tapping the first button will install AppSheet. Then open again the link, click on the central button and finally click "Add to homepage". This will create a shortcut on the homescreen.



For more info click here <https://intercom.help/appsheet/manage/deploy/deploying-from-an-install-link>

## Troubleshooting

- [How to solve SSO pop up page in AppSheet app?](#)