

# AppSheet - Deployment Lifecycle

## AppSheet - Deployment Lifecycle

---

There are two different states for an AppSheet app:

- Prototype state
- Deployed state

### Prototype state

This is the default state of an AppSheet application, the only difference with the deployed state is that a information bar will appear on the application in order to remind the user that the app is not deployed. Anyway, you can keep the prototype state for apps used by less than 10 users in your team.

#### Who can create apps in Prototype mode?

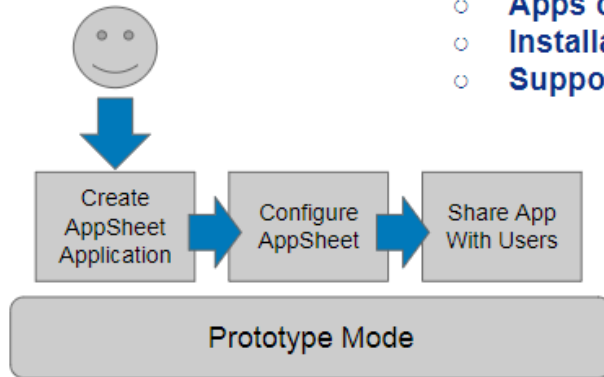
- Any Solvay user can be potentially an AppSheet Developer, If you want, you can design your database and AppSheet will create the application for you.
- There aren't special permissions required to create an AppSheet Application, you just need to login in AppSheet and follow the manuals.

#### When you should use apps in prototype mode?

- Prototype apps are suitable for small applications that are shared with less than 10 users.
- NOTE: Apps can run in prototype without major limitations. The main differences between:
  - Applications in prototype mode has a warning message when the app is loading
  - Applications in prototype mode cannot be shared with more than 10 users
  - Applications in prototype mode cannot send notifications. (Only the application owner can be notified)
- You should request to deploy your application when:
  - If your application needs to be shared with more than 10 users, or you want to get rid of the other limitations.
  - If your application is business critical and you want to ensure your application is healthy. (Up and running without disruptions)

### Scenario for small apps Less than 10 users

- Self service application
- Apps can be shared up to 10 users
- Installation in Mobile devices is managed manually
- Support Level on best efforts



### Deployed state

You must [request a deployment](#) to use this state. We advise you to move to this state only if the application will be shared with more than 10 people.

#### Who can create apps in Deploy mode?

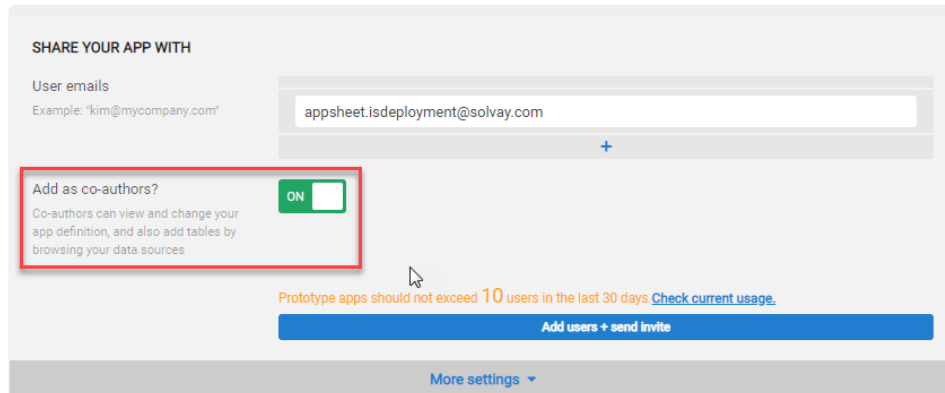
- Only AppSheet Manager can deploy applications.
- If you have created your own application and you want to deploy it, you have to [request a deployment](#)

#### When you should use apps in deploy mode?

- If your application need to be shared with more than 10 users
- If your application is business critical and you want to ensure your application is healthy. (Up and running without disruptions)

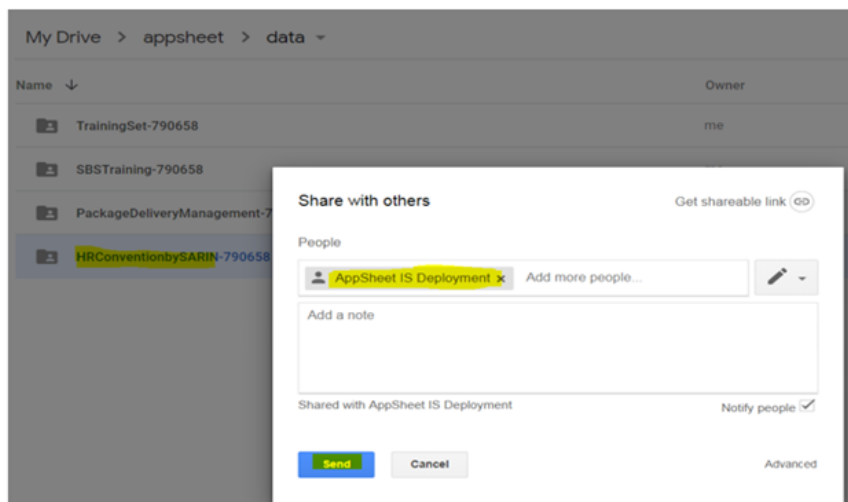
Before an application is deployed, you need to provide some pre-requisites:

1. Document your application within AppSheet only:
  - a. Fill all the AppSheet properties in the Info > Properties tab
  - b. Provide the functional description in the field Info > Properties tab > App Documentation > Purpose
  - c. Provide a link to the diagram about your application in the field Info > Properties tab > Information for app users > About URL
2. Share the application:
  - a. Need to be shared with [appsheet.isdeployment@solvay.com](mailto:appsheet.isdeployment@solvay.com)
  - b. NOTE: Please enable co-author option:



c.

3. Share Google Drive App root folder with [appsheet.isdeployment@solvay.com](mailto:appsheet.isdeployment@solvay.com) :
  - a. Go to: My Drive -> appsheet -> data. Right Click on root folder of the app and click on share.
  - b. Provide email id:[appsheet.isdeployment.com](mailto:appsheet.isdeployment.com) click on Send button.



4. Transfer the application and the linked resources to a generic account
  - a. Applications cannot run on behalf of Solvay users, you should transfer the app and the linked resources to a generic account.
    - i. NOTE: How to decide what is the generic account to use?
      1. There are sites / regions that have their own generic account to manage Appsheet accounts, like for example China or Alorton
      2. You can search in the Google contacts Appsheet > <https://www.google.com/contacts/?cplus=0#contacts/search/appsheet>

3. Check if there is any that match with your site / region

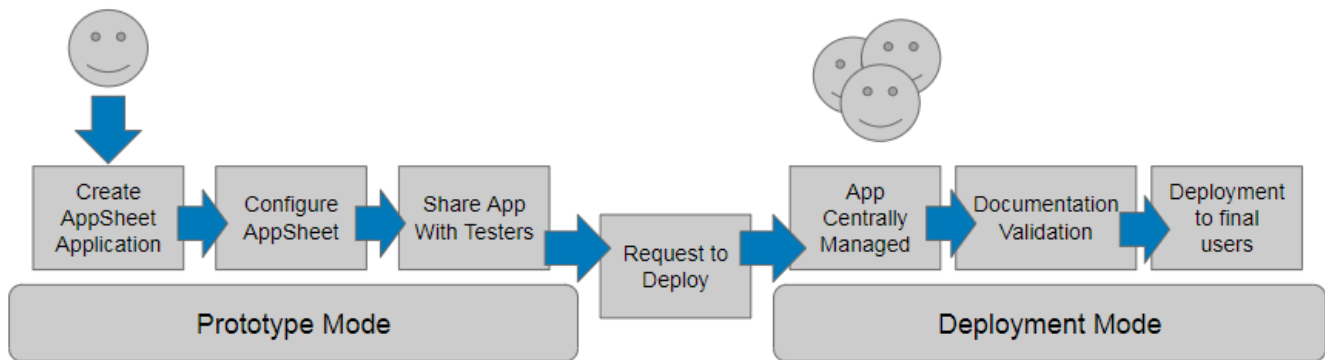
▼ Domain Contacts

<input type="checkbox"/>	☆	<b>Alorton, Appsheet</b>	appsheet.alorton@solvay.com
<input type="checkbox"/>	☆	<b>China, Appsheet</b>	appsheet.china@solvay.com
<input type="checkbox"/>	☆	<b>Samples, Appsheet</b>	appsheet.samples@solvay.com
<input type="checkbox"/>	☆	<b>Service, Appsheet</b>	appsheet.service@solvay.com

- Transfer data to the Generic user Diagram

### Scenario for medium / large apps with more than 10 users


- Apps can be shared with more than 10 users
- Installation in Mobile devices can be centrally managed
- App should follow best practices








#### How to request the application deployment?

1. Open the [request a deployment](#)
2. Click in the magnifier (Top right) and search the title of your app
3. Select the app you want to deploy:

← Things

App Public Name	Monthly users	Owner Email	Version	Short Description
Icon Main Menu	0	Chengzhi-EXT GU...	1.00	Example of how to make a gallery view of clicka...
Copy of Construction Daily ...	0	Clea Chollier	1.00	An app to help foremen keep a daily log for con...
List of Things CO_Author	0	Fernando Lopez-ex	1.00	An app to show locations, images, and contact i...
List of Things - TEST 	0	Fernando Lopez-ex	1.00	An app to show locations, images, and contact i...
Copy of Foreman Daily Report	0	Jérôme PERROT	1.00	An app to help foremen keep a daily log for con...
Foreman Daily Report	0	Rafael Truan-Cach...	1.00	An app to help foreman keep a daily log for cons...
Copy of Construction Daily ...	0	Stefan Piepenbring	1.00	An app to help foremen keep a daily log for con...
Copy of Daily Reports	0	Toni Ortin	1.00	An app to help foremen keep a daily log for con...
Icon Main Menu	0	Toni Ortin	1.00	Example of how to make a gallery view of clicka...
Ecommerce Store	0	Zheng(John) LU	1.00	A mobile storefront app for an independent e-c...

 Share
  App Catalog
  Industrial
  Developer list
  Sync

4. Click in Request deployment



## List of Things - TEST



App Public Name List of Things - TEST

Owner Email Fernando Lopez-ex

Version 1.00

Short Description An app to show locations, images, and contact information

Description This app shows detailed information for each National Park in the US. It displays the parks in alphabetical order and also shows a map that can call the phone's mapping app to provide driving directions. You can mark any park as visited or not visited.

Monthly users 0

Creator Fernando Lopez-ex



Share



App Catalog



Industrial



Developer list



Sync

5. Fill the form



## Request deployment form

App Id\*

List of Things - TEST



Requester

Fernando Lopez-ex



Site\*



GBU



Is it an application to be used in a plant for industrial purpose: Production, Maintenance, HSE or Quality Control?\*

N

Y

Cancel

Save

6. That's all, you will be contacted by the AppSheet Service managers when the application has been deployed.