




Macro - LIVESearch

 The LIVESearch macro allows you to add a search box to a Confluence page. When users enter a search term into the search box, Confluence will dynamically display matching results as they type.

From the editor toolbar, choose Insert  > [Other Macros](#)



Livesearch

Embeds a search box into your Confluence page to show search results as you type.

This is the Children Display macro

Parameters

Restrict to this Space Key: Specify a space key to limit the search to the given space. Case-sensitive.

 [What is a space key and how can I find it ?](#)

ex: Enter the space key "ISAPPSUP" to limit the search to the space [My Business Apps](#)

Restrict to this Space Key

ISAPPSUP

Restrict to label(s): Specify labels to limit the search to content with that [label](#). If unspecified will search all content regardless of [label](#).

ex: limit the search to pages with the label "bw"

Restrict to label(s)

bw

A comma separated list of labels to filter the search by

Size

Choose a medium or large search field size. By default the size is medium.

ex: Size = Medium

ex: Size = Large

Placeholder text

Specify the placeholder text to appear in the search field, for example 'Search this space'

ex: Size = Medium

Placeholder text

Search this space

Result

Search this space



Type

Specify the content types to be included in the search - choose from pages, blogs, comments, space descriptions, or all content types.

Additional

Display the space name, a page excerpt or nothing under the search result.

