


ZWFAR600 - Cycle master data extraction

STEP 1

? Unknown Attachment


Use transaction code : **KSU1**

 ZWFAR600 - Cycle master data extraction : Initial Screen

STEP 2

? Unknown Attachment

Enter the cycle code and the starting date and

 [Assessment cycles Rules](#) - Necessary to Use the Rules for Codification

If you want to copy from another cycle (Normally to create again a cycle from one year to another):

- Cycle - Cycle Name (Maintain the Name the codification)
- Start Date - 01.01.YYYY
- Controlling Area - See link for possible [Controlling Areas](#)

STEP 3

? Unknown Attachment

1. Enter the validity date (to last day of the year)
2. Enter the description of the cycle
3. Check the Indicator "Iterative"
4. Check the Field Groups "Object Currency"

STEP 4

? Unknown Attachment

Click

STEP 5

? Unknown Attachment

Enter the segment code and description

Segment Code - Normally the Cost Center Sender (Ex: B712345678 or 0224-2000)


Segment Description - Cost Center Description

STEP 6

? Unknown Attachment

Update the tab "Segment Header" :

1. Assessment Cost element or Allocation structure

 **Assessment cycles Rules** - Check the Rules to use the Correct Cost Element or Allocation Structure

2. Sender values:
 - Sender rule
 - Share in % = 100 %
3. Receiver tracing factor :

Receiving rule	WP1	PF1	Action
Variable portions	Not used	Standard	Choose Var. portion type = Actual Statistical Key figures
Fixed amounts	Specific	Specific	Update the Amount in "Receiving Tracing Factor"
Fixed percentages	Standard	Standard	Update the allocation keys in "Receiving Tracing Factor"
Fixed portions	Not used	Not used	Not used

STEP 7

? Unknown Attachment

Go to the tab "Senders/Receivers"

STEP 8

? Unknown Attachment

Update the tab "Senders/Receivers"

1. Enter a cost center or a group of cost center (group in the standard hierarchy)
2. Enter a cost element or a group of cost element (in the hierarchy: ZRCS-CNP for **WP1** / XCS-ALL for **PF1**). It is not necessary when an allocation structure is used.
3. Enter the receiving Object or group of Objects (Order Cost Center, Cost Object or WBS Element)

STEP 9

? Unknown Attachment

Go to the tab "Sender Values"

Normally there is nothing to update (Only if it is Specific or an Exception, you have to insert a price or a rate)

STEP 10

? Unknown Attachment

i Only when the Variable portions => Actual Statistical Key Figures have been chosen in the tab "Segment Header"

Go to the tab "Receiver Tracing Factor" & enter the **Stat. Key fig.**

STEP 11

Go to the tab "Receiver Weighting Factors"

Enter the receivers depending on the receiver tracing factor chosen in the tab "Segment Header" :

Segment header = Fixed percentage

? Unknown Attachment

=> Enter the allocation key per receiving cost center

i The total needs to equal to 100 %

Segment header = Fixed amount

? Unknown Attachment

=> Enter the real amount to be allocated to each cost center

i Make sure the currency is correct

Segment header = Actual Statistical Key Figures

? Unknown Attachment

=> It should **not be necessary** to update this tab when a statistical key figure is used. Only when you want to **Restrict** the Receivers, in that case remove the Factor for the Cost Center Receiver.

STEP 12

Create a new segment by clicking

Attach segment

STEP 13

Cycle Run Group

STEP 14

Save 