


# Purchasing Dashboard




 **News**

 Unknown Attachment **Get started:  
Purchasing Dashboard**


---

- Dashboard
- SATT PUR
- SATT SCE
- Suppliers
- Cytec Spend
- ARIBA Contracts
- Controlling

 Unknown Attachment **Troubleshooting**


---

- Purchasing Dashboard - Troubleshooting
- Indicators seems higher than expected
- Why filters are not kept when navigatings?

 Unknown Attachment **FAQ**

---

Under Construction

 Unknown Attachment **How-to**

---

Under construction

## Welcome to the QlikView Purchasing Dashboard Documentation!

This space is dedicated to the QlikView Purchasing & Supply Chain Excellence Dashboard. Before discovering QlikView experience, we would like to guide you inside Purchasing Dashboard.

Within the framework of Solvay Purchasing Process (SPP), Purchasing Dashboard provides some main indicator in connection with KPIs of Purchasing Function.

# Solvay Purchasing Process Map, Requirements & Resources

## REQUIREMENTS

GBU / Function needs and priorities

ISO 9001 & other International Standards

Sustainable Development Solvay Way

Corporate & Business Strategies and Governance

Safety & Environment Solvay Care Mgt. System (SCMS)

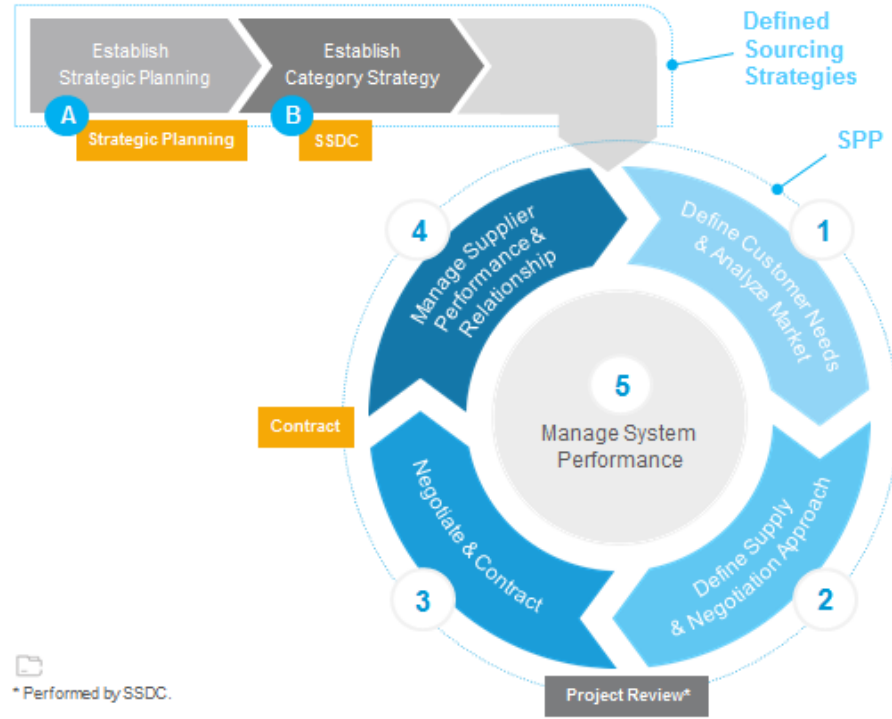
## RESOURCES

Information Systems

Document & Data Management

Human Resources


## PROCESS MAP





Through QlikView it is easy to access to main indicators without any skills in data management.

Purchasing Dashboard gathers some information from different systems (BW/SAP - MM, FI, RfR & QM modules, Solvay Action Tracking Tool (SATT), ARIBA) in order to get a Global view of the Solvay Purchasing and Supply Chain Excellence.


Purchasing Dashboard is divided on 3 main topics in connection with the Solvay Purchasing Process (SPP) :

Indicators	Tools	Descriptions
 <p><b>Purchasing and Supply Chain Excellence Performance</b></p> <p>=&gt;SATT</p> <ul style="list-style-type: none"> <li>• SATT PUR</li> <li>• SATT SCE</li> </ul>	<p>SATT (Solvay Action Tracking Tool)</p>	<p>Measuring of the Purchasing and Supply Chain Excellence performance thanks to project actions input inside SATT by buyers.</p> <p>Expected benefits from these actions are approved by Controllers according to an workflow.</p>

 <p><b>Purchasing Supplier performance</b></p> <p>=&gt;Suppliers / Cyttec Spend / ARIBA Contracts</p> <ul style="list-style-type: none"> <li>• Spend Trend</li> <li>• Spend Mekko</li> <li>• Spend Pareto</li> <li>• Number of Suppliers</li> <li>• Payment Terms</li> <li>• Contracts</li> <li>• Non Conformance</li> </ul>	<p>BW/SAP</p> <p>ARIBA</p>	<p>Measuring the performance of the supplier according to the main transactional indicators:</p> <ul style="list-style-type: none"> <li>▪ Spend</li> <li>▪ Number of Suppliers</li> <li>▪ Payment Terms</li> <li>▪ Contract</li> <li>▪ Non conformance</li> </ul>
 <p><b>Purchasing Function performance</b></p> <p>=&gt;Controlling</p>	<p>BW/SAP</p>	<p>Measuring the cost of Purchasing and Supply Chain Excellence per Domain, per Zone.</p>

Dashboard is setting according to some filters rules, due to this selected solution, **you need to get the Internet Explorer Plugin** (Please contact your local IT) which allows you to access to Purchasing Performance Visibility Dashboard.



Documentation for the Purchasing Dashboard is building in Confluence Tool, click on  to access to screen documentation.

Purchasing Dashboard is optimized with Internet Explorer through a plugin, however you can use both IE and Chrome.

