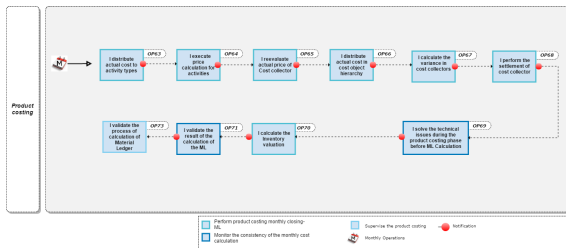


# OP.066

## I distribute actual cost in cost object hierarchy (the material codes)

Process: [Product Costing](#)

Responsibility area: [Perform product costing monthly closing](#)



Scope

PF2

Frequency

Monthly

References

• [OP.066](#)

• [OP.066](#)

Attachments

N/A

[OP.065](#) << I distribute actual cost in cost object hierarchy (the material codes) >> [OP.067](#)



### Reverse of the Product Costing

In case of the need to reverse product costing, we should start reversing the transactions from the end to the beginning.

We only need to reverse the transaction that have this option:

KK88 (For the companies using production orders, the transaction is CO88)

KKP5

KKPX

KKN1 (For the companies using production or process orders, the transaction is CON2)

KSII and KKS2 is not possible to reverse.

#### Important:

After performing the reverse of the necessary transactions we must re-run the product costing process according with the sequence explained in [Responsibility area: Perform product costing monthly closing](#)

All transactions must be executed again, even the ones that haven't been reversed (KSII and KSS2). The system recalculates the related figures without having the need to reverse these steps of the process.

### Guideline

To be performed after [KKN1 - Revaluation at Actual Prices: cost object](#)



- In some cases, as an exception, it can be useful to post a consumption of a material or of an activity directly on a cost object.
- In such cases, the cost posted on the cost object must be allocated to the cost collectors at the end of the month.
- The allocation key is automatically generated by the SAP system, and is based on the posted values on the cost collectors.


STEP 1

Start the transaction using the menu path or transaction code **KKPX**

Double-click

**KKPX - Individual Processing**



 Totals List

Click on

A list is generated.

The list displays the distributed actual costs in the column 'actual costs' and in the column 'cost objects' the debited or credited materials assigned to the hierarchy level.

When no errors the cost objects must be balanced and completely at a zero solde.

### Actual Cost Distribution Cost Object Hierarchy: List




Print	Cost object	Target costs	Actual costs
ZUS	PCC 00000000000139694/ZUS/100005797	0,00	0,00
ZUS	PCC 00000000000141145/ZUS/100005799	0,00	0,00
ZUSE	PCC 00000000000143095/ZUSE/100072617	0,00	0,00
ZUSE	PCC 00000000000143098/ZUSE/100072618	0,00	0,00
ZUS	PCC 00000000000144893/ZUS/100037695	0,00	0,00
ZUS	PCC 00000000000147181/ZUS/100037696	0,00	0,00
ZUS	PCC 00000000000150890/ZUS/100037697	0,00	0,00
ZUS	PCC 00000000000155263/ZUS/100844672	1.835,52	1.044,61
ZUS	PCC 00000000000155264/ZUS/103985116	1.030,14	604,54
ZUS	PCC 00000000000155515/ZUS/103611025	0,00	0,00
ZUS	PCC 00000000000155520/ZUS/103611894	0,00	0,00
ZUS	PCC 00000000000155631/ZUS/100844673	0,00	0,00
ZUS	PCC 00000000000155633/ZUS/100844674	0,00	0,00
ZUS	PCC 00000000000155634/ZUS/100844675	5.781,89	3.290,51
ZUS	PCC 00000000000155636/ZUS/100844676	0,00	0,00
ZUS	PCC 00000000000155643/ZUS/100844677	0,00	0,00
ZUS	PCC 00000000000155647/ZUS/100844678	5.862,95	3.339,35
ZUS	PCC 00000000000161325/ZUS/103264178	0,00	0,00
ZUS	PCC 00000000000163541/ZUS/103706007	0,00	0,00



Click on to leave the transaction

To check the balance of the cost objects enter the transaction GR55 report ZFS1

### Supports de coûts: Selection




 Output parameters... Data source... Extract parameters...

**Selection values**

Fiscal Year: 2005  
 From period: 12  
 To period: 12

**Selection groups**

Cost object group:   
 Or value(s): ZU32000000 to ZU32ZZZZZZ

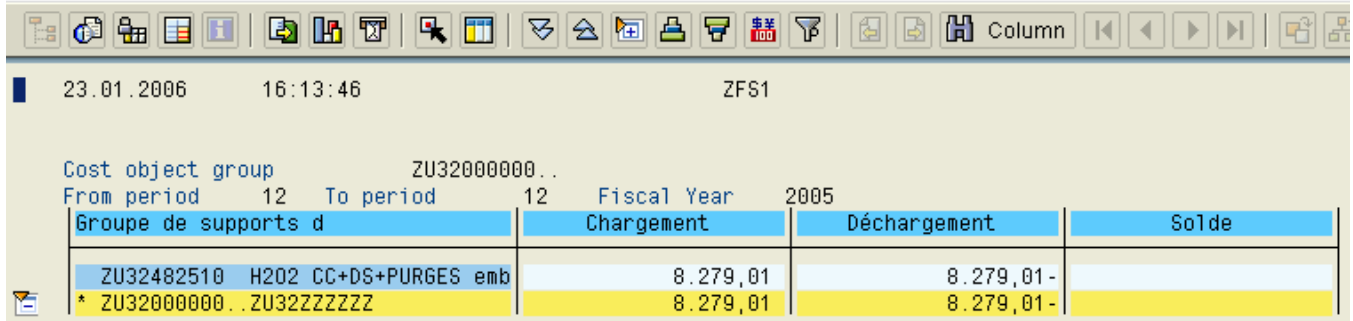
Enter fiscal year, period and the range of cost objects.

The report displays the cost objects on which actual costs are posted.

The display is also for the debit and the credit on the selected cost objects.

As a result of the transaction KKPX the solde must be 'zero'

## Suivi des SCT



23.01.2006 16:13:46 ZFS1

Cost object group ZU32000000..

From period 12 To period 12 Fiscal Year 2005

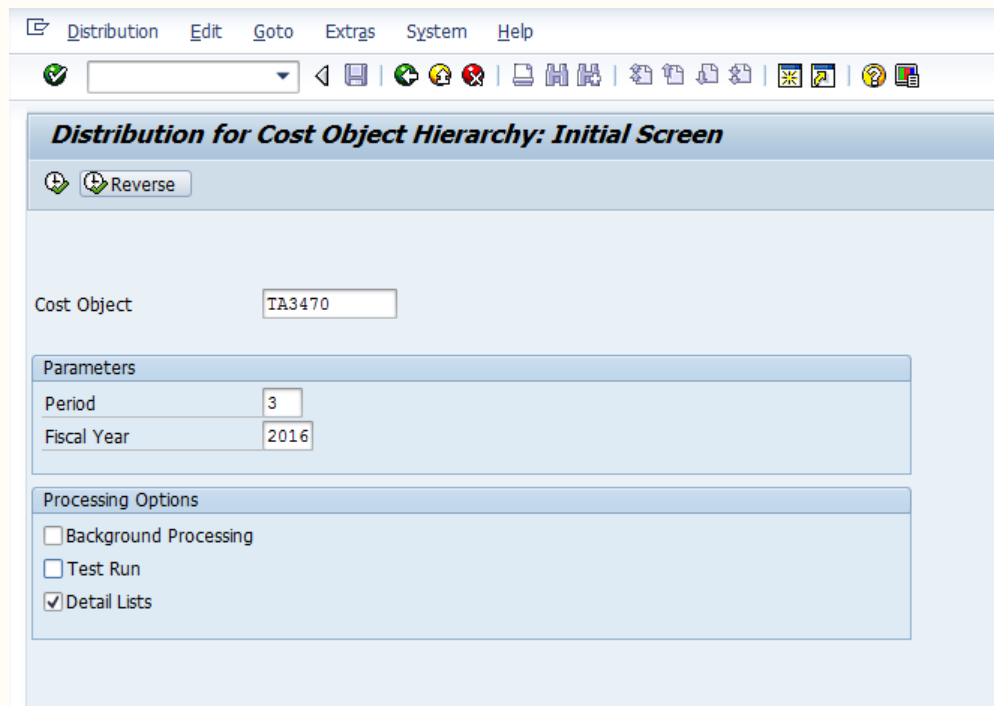
Groupe de supports d	Chargement	Déchargement	Solde
ZU32482510 H202 CC+DS+PURGES emb	8.279,01	8.279,01-	
* ZU32000000..ZU32ZZZZZ	8.279,01	8.279,01-	

In case of Cost object not balanced/or solve directly if they are minor errors



Enter in transaction KKPX:

- Enter a cost object hierarchy
- Enter the closing period
- Enter the fiscal year
- Mark "Detailed lists"
- Click on **Reverse**



Distribution Edit Goto Extras System Help

**Distribution for Cost Object Hierarchy: Initial Screen**

Cost Object

Parameters

Period

Fiscal Year

Processing Options

Background Processing

Test Run

Detail Lists