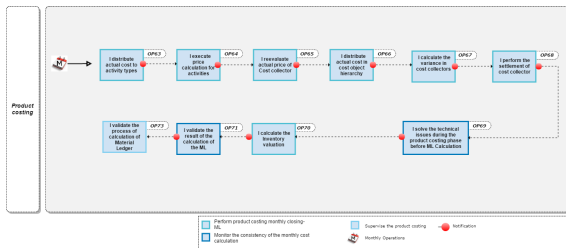


OP.068

I perform the settlement of cost collector

Process: [Product Costing](#)

Responsibility area: [Perform product costing monthly closing](#)



Scope

PF2

WP2

Frequency

Monthly

References

- [OP.068](#)

- [OP.068](#)

Attachments

N/A

[OP.067](#) << I perform the settlement of cost collector >> [OP.069](#)



Reverse of the Product Costing

In case of the need to reverse product costing, we should start reversing the transactions from the end to the beginning.

We only need to reverse the transaction that have this option:

KK88 (For the companies using production orders, the transaction is CO88)

KKP5

KKPX

KKN1 (For the companies using production or process orders, the transaction is CON2)

KSII and KKS2 is not possible to reverse.

Important:

After performing the reverse of the necessary transactions we must re-run the product costing process according with the sequence explained in **Responsibility area:** [Perform product costing monthly closing](#)

All transactions must be executed again, even the ones that haven't been reversed (KSII and KKS2). The system recalculates the related figures without having the need to reverse these steps of the process.

Guideline


To perform after [KKP5 - Cost Object Hierarchy Variance Calculation](#)

This transaction makes the settlement of the delta calculated on KKP5, allocating them to the profit centers of the materials.

STEP 1

Start the transaction using the menu path or transaction code **KK88**

Double-click

•  **KK88 - Individual Processing**

Enter fiscal year

Execute

After the job run, a list will appear.

Click on the detail button to see the orders detail.

If there are no errors the transaction is complete.

Settlement Edit Goto Extras Environment System Help

Actual Settlement: Production/Process Orders

Plant BENV-FR /CHEVIGNY-ST-S. *D*

With Production Orders
 With Process Orders
 With Product Cost Collectors
 With QM Orders

With Orders for Projects/Networks
 With Orders for Cost Objects

Parameters

Settlement period Posting period
Fiscal Year
Processing type

Processing Options

Background Processing
 Test Run
 Detail List
 Check trans. data

Enter transaction GR55 report ZIAA

Execute Report Group: Initial Screenshot

Data extracts Multiple selection

Report group

Enter transaction GR55 report ZIAA

- Enter fiscal year
- Enter selected period
- Value type '4' (= actual) by default
- Plan Version '0' by default
- Enter company code

- Enter e.g. a range of order numbers (cost collectors between 700000 and 799999)

Program Edit Goto Environment System Help

Kontrolle Produktkostensammler: Selection


Output parameters... Data source... Extract parameters...

Selection values

Fiscal Year	2005
From period	12
To period	12
Value type	4
Plan Version	0
From company code	4056
To company code	4056

Selection groups

Order group			
Or value(s)	700000	to	799999
Cost element group			
Or value(s)		to	
Business area group			
Or value(s)		to	

Execute 

Period from 12 to 12 Year 2005 Date 24.01.2006

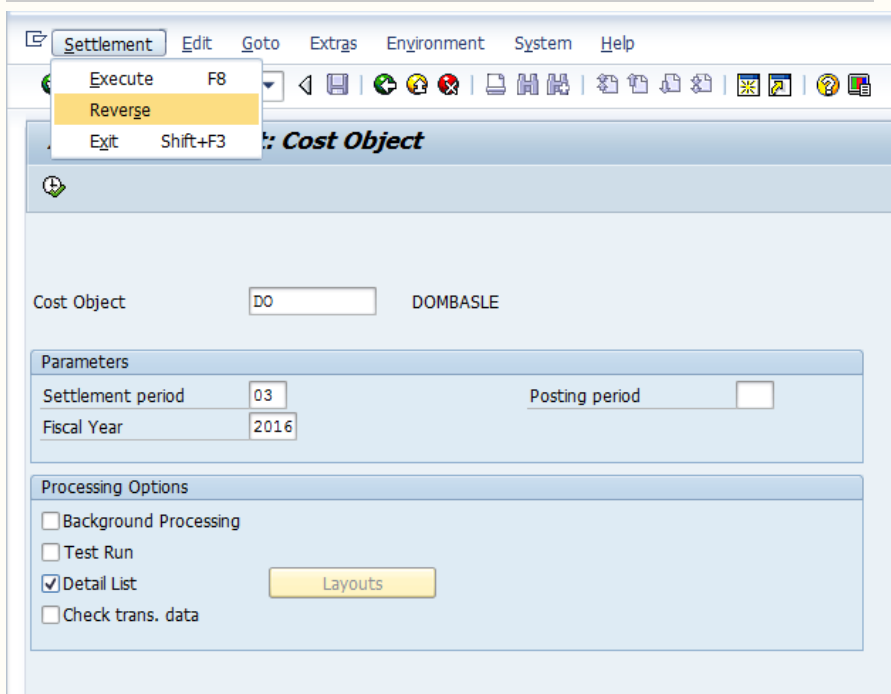
Cost elements/Orders	Debit	Credit	CDV	Balance	Quantities
* 720575 H202 AG SPRAY - 350 F65PE P3	6.329,40	-6.329,24	-0,16		
* 720578 H202 ST-350 F65PE P390 H	963,17	-963,15	-0,02		
* 720579 H202 ST-500 F65PE P390 H	855,53	-836,93	-18,60		
* 720580 H202 AG BATH - 350 C1000PE C	4.622,11	-4.622,04	-0,07		
* 720582 H202 AG SPRAY 350 C1000PE CP	8.217,09	-8.216,96	-0,13		
* 720583 H202 AG SPRAY - 350 F30PE P6	446,25	-446,24	-0,01		

The cost collectors have a solde of 'zero' when in the column 'Balance' the total of all movements for each cost collector is 'zero'. In case of Cost collectors not balanced, or solve directly if they are minor errors



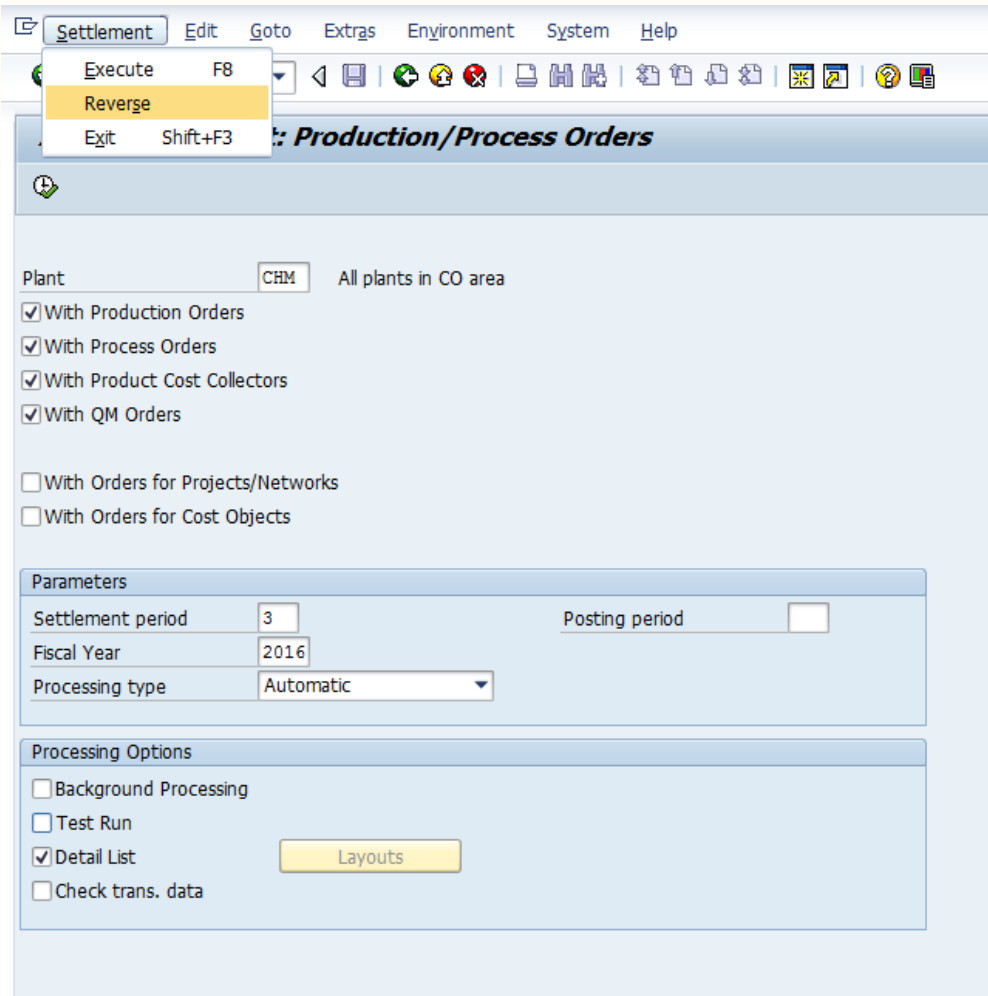
For the companies using KK88:

- Enter a cost object hierarchy
- Enter the settlement and the posting period (in general identical)
- Enter the fiscal year
- Mark 'Detail List'
- Select the reverse option on Settlement Reverse



For the companies using CO88:

- Enter the settlement and the posting period (in general identical)
- Enter the fiscal year
- Mark 'Detail List'
- Select the reverse option on Settlement Reverse



The screenshot shows the SAP Settlement Reverse dialog box. The menu bar includes Settlement, Edit, Goto, Extras, Environment, System, and Help. The Settlement menu is open, showing options: Execute (F8), Reverse (highlighted), and Exit (Shift+F3). The dialog title is "Production/Process Orders".

Plant: CHM All plants in CO area

With Production Orders
 With Process Orders
 With Product Cost Collectors
 With QM Orders

With Orders for Projects/Networks
 With Orders for Cost Objects

Parameters

Settlement period	3	Posting period	
Fiscal Year	2016		
Processing type	Automatic		

Processing Options

Background Processing
 Test Run
 Detail List
 Check trans. data

Layouts